



# FY22 BUDGET

GOTRIANGLE BUDGET & CAPITAL INVESTMENT PLAN

DURHAM TRANSIT PLAN

ORANGE TRANSIT PLAN

WAKE TRANSIT PLAN



*Triangle*



FY 2022 Operating and Capital Budgets  
 (GoTriangle, Durham, Orange and Wake Transit Plans)

**Table of Contents**

<b>I.</b>	<b>INTRODUCTORY SECTION</b>	<b>Page</b>
	Budget Message	1-2
	Budget Schedule	3
	Mission and History	4-11
	Recent Newsletters	12-21
	Board of Trustees	22
	Special Tax Board	23
 <b>II.</b>	 <b>BUDGET ORDINANCES</b>	 24-45
<b>III.</b>	<b>FINANCIAL SUMMARY/TRENDS</b>	46-51
<b>IV.</b>	<b>REVENUE FUNDS</b>	
	General Fund	52-53
	Regional Bus Service Fund	54-55
	Rideshare Fund	56-57
	Major Transit Investment Fund	58
	GoDurham	59
 <b>V.</b>	 <b>CAPITAL PROJECTS</b>	 60
	Regional Capital Fund	60
	Advanced Technology Fund	61
	Capital Projects Listing	62
<b>VI.</b>	<b>GRANTS</b>	63
<b>VII.</b>	<b>TOTAL SPENDING AND HEADCOUNT BY PROJECT</b>	64-68
 <b>VIII.</b>	 <b>SUMMARIES – EXPENDITURES BY LINE/DEPARTMENTS</b>	 69
	Summary by Line Items	69
	Department Summary	70

<b>IX.</b>	<b>PLAZA</b>	
	Budget Highlight and Expenses	71-72
<b>X.</b>	<b>MAJOR TRANSIT INVESTMENT FUND</b>	
	Budget Highlight and Expenses	73-74
<b>XI.</b>	<b>DURHAM and ORANGE TRANSIT PLANS</b>	
	Durham Transit Plan - Summary Report	75
	Durham County Revenue Trends	76
	Orange Transit Plan – Summary Report	77
	Orange County Revenue Trends	78
<b>XII.</b>	<b>WAKE COUNTY TRANSIT PLAN</b>	
	Wake Transit Plan – Summary Report	79
	Wake County Revenue Trends	80



## **I. INTRODUCTORY SECTION**

## Budget Message Fiscal Year 2022

July 2021

Enclosed is GoTriangle's Fiscal Year 2022 annual operating and capital budget. The budget has been prepared in accordance with the Local Government Budget and Fiscal Control Act. This budget maintains the sound fiscal management this organization is known for and keeps us well prepared for the upcoming years.

The FY22 budget assumes a total of \$8.2M in vehicle rental taxes (21% decrease from FY21) and \$6.3M for the \$5 vehicle registration tax (remained relatively flat for FY22). In addition, there are \$36.3M in various capital purchases including \$3.5M for 6 replacement buses, \$13.2M and \$6.0M for RUS BUS Phase II and the Regional Transit Center respectively, \$1.4M for an updated radio communication system and \$5.1M in FY21 carryovers.

The cost per hour for bus operations is expected to decrease from \$132 (FY21 budget) to \$129, a cost per hour decrease of \$3. The primary drivers of the decrease are related to an increase in revenue hours of approximately 6,500 and the ability to hold expenditures fairly constant.

With our conservative estimates for revenue of \$77.9M (includes \$15.8M in COVID related grants) and expenses totaling \$71.3M, there is an overall budgeted increase in the fund balance of \$6.6M.

The largest line item impacting the FY22 expenses is listed below:

### **Bus Capital Projects - \$36.3M**

- \$21.6M increase compared to the FY21 budget. The primary reasons for this increase include the purchase of 6 buses, the addition of Phase II of RUS BUS (\$13.2M) and the Regional Transit Center (\$6.0M) as well as carryovers from FY21 (\$5.1M).



The FY22 Budget also includes the operating and capital budget for the Durham County Transit Plan. The FY22 Durham Transit Work Plan continues to provide funding for GoTriangle and GoDurham to implement expanded bus service adopted in previous work plans. Capital improvements in FY22 have been limited with the development of a new Durham Transit Plan, which is currently underway. Capital projects that have been adopted in the FY22 Work Plan include bus stop improvements, vehicle acquisitions and future transit facilities.

The FY22 Budget also includes the operating and capital budget for the Orange County Transit Plan. The Orange Transit Work Plan continues to provide funding to implement expanded bus service adopted in previous work plans. Capital improvements in FY22 have been limited with the development of a new Orange Transit Plan, which is currently underway. Capital projects that have been adopted in the FY22 Work Plan include bus improvements, vehicle acquisitions and additional funding allocated to the North-South Bus Rapid Transit project.

In addition, the adopted budget includes the capital and operating expenses and revenue for the Wake County Transit Plan. This budget will continue to support the four big moves of - Connect Regionally, Connect all Wake County Communities, Frequent, Reliable Urban Mobility and Enhanced Access to Transit that Wake County voters approved in November 2016. The FY22 Adopted Wake Transit Work Plan includes increased bus service, continued funding for Bus Rapid Transit and additional investments in the Community Funding Area Program.

The impacts we have faced due to the effects of COVID-19 and bus driver shortages have made our operations challenging. Despite this, we have continued to operate efficiently and effectively. We believe that this budget reflects our continued commitment to excellence in providing safe, reliable, and affordable transportation to the region. We look forward to working together to ensure our success.

Sandra Freeman  
CFO/Director of Administrative Services



## FY22 Budget Schedule

<b>Headcount templates distributed</b>	<b>Week of Decemeber 14th</b>
<b>Headcount templates returned</b>	<b>January 8, 2021 (Friday)</b>
<b>Budget kickoff</b>	<b>February 10, 2021 (Wednesday)</b>
<b>Finance staff reconvene/ Revenue Assumptions</b>	<b>February 11, 2021 (Thursday)</b>
<b>Departments prepare budget submissions</b>	<b>February 11th - February 26th</b>
<b>CIP Submissions</b>	<b>February 19, 2021</b>
<b>IT related items due to Majid</b>	<b>February 22, 2021 (Monday)</b>
<b>Tie off of final submissions with budget primes</b>	<b>February 22nd - 26th</b>
<b>CIP Approved</b>	<b>February 26, 2021 (Friday)</b>
<b>Operations and Finance Committee review of preliminary budget</b>	<b>March 4, 2021 (Thursday)</b>
<b>Proposed Budget distributed to Board</b>	<b>April 14, 2021 (Wednesday)</b>
<b>BOT budget work session</b>	<b>April 21, 2021 (Wednesday)</b>
<b>Operations and Finance review</b>	<b>May 6, 2021 (Thursday)</b>
<b>Budget public hearing/Board meeting</b>	<b>May 26, 2021 (Wednesday)</b>
<b>Ops and Finance final review</b>	<b>June 3, 2021 (Thursday)</b>
<b>Second reading/ordinance Adoption/ Board meeting</b>	<b>June 23, 2021 (Wednesday)</b>



## **About Us**

North Carolina's Triangle region is a technological and research hub, a magnet for businesses of all sizes with world-renowned universities and hospitals. It also features beautiful landscapes, a temperate climate, arts, history and culture. So it's no surprise that our population has been steadily growing over the past decades as people arrive for jobs or retirement.

As the region welcomes new residents, now more than ever, supplying reliable public transit is vital. GoTriangle remains as committed as ever to our mission of improving our region's quality of life by connecting people and places through safe, reliable and easy-to-use travel choices.

### **Our regional roots**

Since the North Carolina General Assembly established our agency as Research Triangle Regional Public Transportation Authority in 1989 to serve Durham, Orange and Wake counties, we have worked to connect the region. We embrace our role as the regional transportation agency by leading the effort for bus and rail improvements. Our Strategic Plan continues to guide the agency to:

- Improve mobility in the region.
- Assure high-quality customer service.
- Encourage sound growth patterns.

### **Helping county partners bring about their transit priorities**

As the tax district administrator for Durham, Wake and Orange counties, GoTriangle oversees the administration of funds in the county transit plans and works with county partners to implement the region's transit priorities. Large capital projects funded by the county transit plans include building a new state-of-the-art bus transfer facility in downtown Raleigh, developing bus rapid transit corridors and studying the feasibility of a commuter rail service that would connect West Durham to Garner or Clayton, all designed to create a seamless regional transit network.

In addition to planning, design, and construction, GoTriangle provides bus and paratransit services, ride-matching, vanpools, commuter resources, trip planning and an emergency ride home program for the region including Apex, Cary, Chapel Hill, Durham, Efland, Fuquay-Varina, Hillsborough, Mebane, Raleigh-Durham International Airport, Raleigh, Research Triangle Park, Wendell, Wake Forest and Zebulon. GoTriangle also provides transit information for all providers in the region through the Regional Transit Information Center, [gotriangle.org](http://gotriangle.org) and real-time bus arrival information.

### **Our family**

GoTriangle has only about 250 employees, but our work with our partners to better connect the region extends far. Our team collaborates with partners in Wake, Durham and Orange counties on transit planning and service, joint projects, communications, safety and customer service and more, building new partnerships as needs arise in the Triangle.

The GoTriangle family of employees is as diverse as the people we serve. We are an equal opportunity employer, offering opportunities for all. Full-time employees enjoy a generous benefits package that includes medical, dental, vision and life insurance and paid leave programs. GoTriangle contributes to employees' retirement through a 401(a) plan and offers tuition assistance and continuing education training.

### **A win-win benefits story**

In FY2021, we successfully negotiated a benefits renewal that resulted in a 16.8 percent reduction in premium costs for the medical plan and a 14.8 percent reduction in premium costs for the dental plan with no changes in plan design. Some of these savings were passed along to employees, allowing us to make employee contributions for dependent coverages more affordable. We believe in investing in our employees' total well-being, which is reflected in our commitment to offer meaningful wellness programs. Our transition to a total well-being incentive during FY2021 gave more of our employees the flexibility to choose activities that support their personal needs.

### **Advancing equity internally**

In fiscal year 2021, GoTriangle completed a Classification and Compensation Study, which offered recommendations designed to make the organization's pay practices more competitive with peer agencies and to promote equity from within, especially for our frontline workers. The board-approved study recommendations were implemented on the first day of the FY2022 fiscal year. The recommendations included increased starting pay for bus operators, a minimum hiring rate across the organization, a shift in pay ranges to provide increased earning potential and a commitment to conduct comp studies on a regular basis.

## **Governance**

GoTriangle is governed by a 13-member board of trustees, which by law is authorized to make decisions and enact policy for the agency. The region's principal municipalities and counties appoint 10 voting members to staggered four-year terms. The North Carolina Secretary of Transportation appoints three ex-officio nonvoting members. Each year, voting members elect a chair, vice-chair, secretary and treasurer.

## **Funding**

Funding for GoTriangle comes from rider fares, vehicle registration fees, a 5 percent rental vehicle tax, a half-cent sales tax dedicated for transit in Durham, Orange and Wake counties and federal and state resources.

## **Operations**

In fiscal year 2021, GoTriangle passengers took 1,167,033 trips on bus service and 28,123 trips on ACCESS, our regional paratransit service. GoTriangle operates seven days a week with 78 buses, 13 regional routes, six weekday express routes and a public demand-response system serving Research Triangle Park and surrounding areas. The regional paratransit program has 25 vehicles, and the vanpool service is provided through a contract with Enterprise.

During fiscal year 2021, GoTriangle operated:

- Regional Routes 100, 105, 300, 301, 305, 310, 400, 405, 420, 700, 800, 805 and an RDU Shuttle to the Raleigh-Durham International Airport.
- Express Routes CRX, DRX, ODX, FRX, WRX, ZWX.

One regional route (Route 311) and one express route (NRX) were suspended the entire fiscal year. In addition, three regional routes (105, 301 and 310) were suspended part of the fiscal year due to low ridership as a result of the COVID-19 pandemic.

### **Responding to the COVID-19 pandemic**

The health and safety of GoTriangle’s employees and customers are always our top priority. In response to the global pandemic, GoTriangle followed the guidance of federal and state agencies to develop and implement plans aimed at preventing the spread of COVID-19. Those measures include increased cleaning of buses and facilities, installing hand sanitizers and mask dispensers on the bus, mandating wearing masks, installing barriers between drivers and passengers, blocking off certain seating to promote social distancing and instituting public service safety announcements. GoTriangle also continued coordination with our regional transit partners about practices put in place due to the pandemic.

GoTriangle – and its partner transit agencies – suspended fares in March 2020 due to the COVID-19 pandemic and asked riders to use the rear door to board buses to help maintain social distancing. The fare suspension also sought to ease financial burdens for the frontline workers and community members who were relying on transit to get to critical jobs or food and health care. Fares remained suspended throughout FY2021 and will be suspended at least through FY2022.

Transit systems are considered a vital public resource during emergencies to ensure that essential personnel – such as medical staff, police and fire personnel, key business personnel and other first responders – have transportation. As an important part of the community infrastructure, GoTriangle provides evacuation support during emergencies. Our Operations team participates in daily calls with the Durham County Emergency Management Agency and our other transit partners during emergencies to keep abreast of changing conditions. GoTriangle dispatches buses to areas to support local government agencies in evacuating residents and transporting goods.

### **New bus purchases**

In accordance with GoTriangle's State of Good Repair and Transit Asset Management Plan, the authority has implemented a level buying program of about six buses each fiscal year to reduce the fleet’s average age and allow the agency to budget effectively for future bus purchases. The project plan calls for GoTriangle to replace one-twelfth of its fleet annually and repower 30 buses over a two-year period to extend the lives of some vehicles by at least four years. This approach is expected to reduce the average age of the fleet to about 6.1 years over a 12-year period. In October 2020, GoTriangle put into service six new buses and retired four.

### **A proactive team approach to building safety**

In FY2021, the Carolina Star Consultant and evaluation team reevaluated and recommended GoTriangle for continuous participation in the **Carolina Star Program** pending final approval from the North Carolina Occupational Safety and Health Administration’s management. For the past eight years, GoTriangle has voluntarily participated in the program modeled after the federal OSHA’s Voluntary Protection Program requirements that promote workplace safety and health. After the initial award into

the program, agencies that want to remain in the program must recertify every five years through a rigorous evaluation process. GoTriangle has been a Public Sector Star Worksite since 2013, the only transit agency in North Carolina to receive this hard-earned recognition.

In FY2021, the Transportation Security Administration also recognized GoTriangle with its **Gold Standard Award** for achieving the highest scores on its Baseline Assessment for Security Enhancement review. This review evaluates 17 categories of security and emergency preparedness items identified as fundamental for an exemplary program. GoTriangle has chosen to undergo the BASE review every year since 2015, and in fiscal year 2021 was one of only three transit agencies nationwide to receive the award.

GoTriangle has moved ahead with specific initiatives in accordance with a mandatory 2018 Federal Transit Administration rule. That rule requires certain public transportation system operators that receive federal funds under FTA's Urbanized Area Formula Grants to develop safety plans that include **implementing a Safety Management System** by July 2021.

In December 2020, our board approved a GoTriangle Public Transportation Agency Safety Plan and our agency immediately adopted the FTA's Safety Management System approach throughout the agency. The system revolves around a collaborative and proactive safety approach that is embedded in the agency through set policies, procedures and accountabilities.

#### **Regional customer service for all transit**

The Regional Transit Information Center provides a single source of information about public transit options throughout the Triangle by allowing customers to make one call to 919-485-RIDE (7433).

GoTriangle staffs the center through a cooperative agreement with its partners GoRaleigh, GoDurham, GoCary and the Town of Chapel Hill. Although all partners do not share the same fiscal year reporting periods, GoTriangle estimates the Regional Transit Information Center created about 151,680 customer tickets and received more than 365,000 calls during our fiscal year 2021.

#### **GoDurham Transit Management**

GoTriangle provides operations oversight, daily management, planning and marketing for GoDurham. The final approval of all major service changes, operating budget and major policy decisions rests with the Durham City Council.

In fiscal year 2021, more than 13,000 residents relied daily on GoDurham and its paratransit program, GoDurham ACCESS, to transport them safely to work, medical appointments, shopping, education and more. Throughout the COVID-19 pandemic, GoDurham and GoDurham ACCESS managed to keep Durham moving and provided over 4.5 million trips in fiscal year 2021. GoDurham ACCESS transports clients to any location within the City of Durham, and in fiscal year 2021, the paratransit service provided more than 115,000 trips.

To improve transit service in the City of Durham, GoDurham implemented new service improvements that resulted in a five-mile extension of 15-minute service on Route 5, new 30-minute night and Sunday service on Routes 1, 2 and 4 and additional Saturday service on Route 8.

GoTriangle, on behalf of GoDurham, completed or initiated construction on 34 bus stop improvements, including the Glenview Station bus stop, the second busiest stop in the GoDurham system. Right-of-way acquisition is underway for an additional 17 stops, and design is underway for 50 improvements that will be constructed in FY2022. GoTriangle and the City of Durham completed conceptual design of improvements to Durham station that will add bus bays, increase overhead shelter and enhance passenger experience.

## Building a regional network

The Triangle's rising fame as one of the ["Best Places to Live"](#) in the U.S. only further highlights the importance of building an effective regional transit network. As more people call the Triangle home, GoTriangle and partners are working to connect the region through transit projects that advance equity and opportunity, ease congestion and promote clean air.

The **Greater Triangle Commuter Rail Project** now under study would be the spine of our regional transit network that connects to new bus rapid transit projects and expanded bus service. GoTriangle is the sponsor of the current study phase evaluating the potential for new commuter rail service in the North Carolina Railroad Company corridor in Durham, Wake and Johnston counties. The rail would run either 37 miles along the North Carolina Railroad Company (NCR) corridor, connecting West Durham to Garner, or extend several miles more to Clayton. The new commuter rail project would:

- Add up to eight trips each direction during peak hours.
- Add one to two trips each way during midday and evening hours.
- Connect riders with key destinations such as downtown Raleigh, N.C. State University, Cary, Morrisville, Research Triangle Park and the Raleigh-Durham International Airport.

In fiscal year 2021, GoTriangle began to refine the project through outreach to community members, municipalities and institutional partners to better understand critical project success factors. GoTriangle also began conducting preliminary engineering analysis in areas of concern along the corridor and modeled rail traffic on the corridor – with the inclusion of commuter rail – to better define infrastructure needs and refine cost and ridership estimates.

In April 2020, GoTriangle, Capital Area Metropolitan Planning Organization and Durham-Chapel-Hill-Carrboro Metropolitan Planning Organization, Durham, Wake, and Johnston counties, NCDOT and North Carolina Rail Road voted to proceed with further study. Since beginning this phase of study, GoTriangle launched a project website to provide updates to the public and completed an initial public survey receiving more than 5,000 comments. GoTriangle also signed a railroad capacity modeling agreement with Norfolk Southern, NCR and NCDOT, a related study necessary to obtain concurrence from the host railroads on the infrastructure and service plans proposed to be added in the corridor.

**Bus rapid transit** is a high-capacity bus-based transit system that delivers fast and efficient service that may include dedicated lanes, busways, traffic signal priority, off-board fare collection, elevated platforms and enhanced stations. The Triangle region has five BRT projects being developed: [four in Wake County](#) (the New Bern Ave, Western Boulevard, Northern and Southern BRTs) and one in Chapel Hill (the North-South BRT) in [Orange County](#).

The **Raleigh Union Station Bus Facility** project kicked off after GoTriangle won a \$20 million federal BUILD grant in 2018 to help construct a unique bus transfer facility that will connect to the new downtown Raleigh Union Station. Nicknamed RUS Bus, the project includes publicly funded design and

construction of an eight-bay off-street bus facility on the ground floor of a private mixed-use development adjacent to Raleigh Union Station. In February 2021, the board authorized an addendum to the predevelopment agreement with Hoffman & Associates – the preferred developer for the Raleigh Union Station Bus Facility Project – to continue to fund the design process and advance the permitting process with the City of Raleigh.

From the terminal, people would be able to connect directly to GoTriangle and GoRaleigh bus routes and take advantage of the expanding network to head to jobs, shops, education, child and health care and more.

## **Durham County Transit Plan**

In FY2021, Durham County continued a planning process to update its county transit plan to identify new priorities for transit plan investments through the year 2040. The plan is being developed in coordination with GoTriangle, the City of Durham, the Durham-Chapel Hill-Carrboro Metropolitan Planning Organization and the Triangle-J Council of Governments. Updates to the plan will continue into FY2022 and include extensive community engagement efforts.

## **Orange County Transit Plan**

In FY2021, Orange County continued the process of updating its county transit plan to identify new priorities for transit investments through the year 2040. The plan is being developed in coordination with GoTriangle and other transit providers, the Durham-Chapel Hill-Carrboro Metropolitan Planning Organization, the Triangle-J Council of Governments and municipalities. Updates to the plan will continue into FY2022 and will include extensive community engagement efforts.

## **Chapel Hill Transit**

In FY2021, Chapel Hill Transit began implementing the FY2020 approved Short Range Transit Plan. Due to restrictions related to the COVID-19 pandemic, full implementation was delayed until FY2022. Funding from the Orange County Transit Plan helped pay for new night and weekend service during FY2021.

The North-South Bus Rapid Transit project is an 8.2-mile project extending from Chapel Hill Eubanks park-and-ride lot to the Southern Village park-and-ride lot. In FY2021, the project continued with 30 percent design and environmental evaluation.

Chapel Hill Transit also anticipates arrival of three Gillig electric buses in July 2021.

## **Orange County Public Transportation**

Orange County Public Transportation continued to meet the needs of its community while also expanding service and improving access with customer-focused technology. In addition to launching the Mobility on Demand pilot program, which created a new travel option on Fridays from 5 to 9 p.m. and Saturdays from 9 a.m. to 5 p.m., OCPT also rolled out mobile ticketing with Umo/TouchPass, providing riders a touchless, cashless option to pay bus fare. OCPT is also proud to have collaborated with the Orange County Health Department to provide rides to vaccination sites throughout the county, using the MOD vans to provide an accessible, distanced and safe transportation option.

### **Hillsborough Train Station**

NCDOT Rail, GoTriangle and the Town of Hillsborough executed a three-party funding agreement for the future train station in Hillsborough in February 2021. The town will issue a request for qualifications for design/engineering in fall 2021. Design and permitting are expected to take at least two years. The scope of work includes the station building, parking lot, site improvements for entering and exiting as well as stormwater and utility improvements to the site from Orange Grove Extension, a local road to which the train station driveway will connect. The funding agreement allows seven years for project completion.

### **Wake County Transit Plan**

In April 2021, the two Wake Transit governing boards – Capital Area Metropolitan Planning Organization’s Executive Board and GoTriangle’s Board of Trustees – adopted an updated Wake Transit Plan covering fiscal years 2021 through 2030. The update process included:

- Completing a transit market reassessment.
- Updating the 10-year financial assumptions.
- Evaluating cost and schedule feasibility for major capital projects.
- Reprioritizing and reprogramming investments into the new financial constraint.
- Confirming the community’s transit investment goals called the “Four Big Moves.”

Several notable bus service expansions occurred in FY2021. The extension of peak service on GoTriangle Route 305 to the Town of Holly Springs resulted in the completion of the first “Big Move” to connect all 12 Wake County municipalities with fixed-route transit service. The Apex-Cary Express Route began operation. The route connects Apex riders with other regional transit services from the Cary Depot. GoRaleigh Route 21 (Caraleigh) is now operating on an increased frequency and for expanded hours of operation. In addition, transit providers received funding to support complementary Americans with Disabilities Act/paratransit services on Wake Transit-funded, fixed routes across the system.

The Community Funding Area Program – which sets aside a portion of Wake Transit revenues to support the development of local, community-oriented transit services – awarded funds for these two bus infrastructure projects in FY2021:

- Designing and installing up to 40 bus stops to support Apex Route 1, which is anticipated to begin operation in early FY2022.
- Designing and building bus stops at multiple locations to support the Town of Morrisville’s node-based, on-demand, “Smart Shuttle” service.

Other FY2021 Wake Transit program highlights include advancing the New Bern Avenue Bus Rapid Transit project into the final design phase. This project received a grant through the Federal Transit Administration’s Small Starts program, and its Wake Transit funding allocation was extended to cover construction and project completion costs.

Alternatives analysis was completed, and a locally preferred alternative was selected for the Western and Southern bus rapid transit corridors as well as for the Downtown Cary Multimodal Transit Facility. Transit centers, transfer points, bus stops and park-and-ride lots were improved throughout the transit network, and several new facilities entered or continued through the project development process.



Studies continued or launched during the year included the following:

- Wake County coordinated a Northeast Area Microtransit Planning Study.
- The City of Raleigh conducted a Transit Origin-Destination Survey.
- The Capital Area Metropolitan Planning Organization began a major investment study on two bus rapid transit corridor extensions.
- GoTriangle continued early project development activities in support of the Greater Triangle Commuter Rail project.
- The process to update the Wake Bus Plan – including developing short-range transit investment plans for the four Wake County transit providers – began.

CAMPO led the development of the Wake Transit Performance Tracker, an online resource for users to view georeferenced project data and overall program performance information. Throughout most of the fiscal year, stay-at-home and safer-at-home safety protocols were put in place to mitigate COVID-19 health risks. Wake Transit program staff and partners quickly adapted to conducting business virtually. The result was a successful year, moving our community closer to reaching the goals of the Wake Transit Plan.

Apr 29, 2021

## GoTriangle launches website detailing commuter rail project progress

**RESEARCH TRIANGLE PARK (APRIL 29, 2021)** – Asked to offer feedback on plans for a Triangle commuter rail line, more than 2,700 community members responded with nearly 5,000 comments, an outpouring that underscored the high level of interest in the transformative project slated to run from West Durham through downtown Raleigh to Garner or Clayton.

Today, in response to the public’s clear desire to stay up to date on the project, GoTriangle is launching the new project website Ready for Rail NC at [readyforrailnc.com](https://readyforrailnc.com).



“On this comprehensive website, we have consolidated all of the information to date about this exciting project that Wake and Durham counties have included in their long-range transit plans,” says Charles E. Lattuca, president and CEO of GoTriangle, which is managing the commuter rail project. “Through the survey, we heard loud and clear that the community wants to know more about rail and to have access to updated project information. The Triangle is hungry to learn more about how this project will provide a reliable commute, increase access to opportunity and help drive economic development in the Triangle.”

On the site, anyone can sign up to become a Commuter Rail Insider and receive email alerts with news updates and engagement opportunities. There also is information on the history of [the project](#), survey results, [proposed station sites](#), answers to [frequently asked questions](#) and [videos](#) about other successful rail projects in the United States.

“We are in a study phase for the project, and planners will be using community feedback to help refine the initial project concept,” Lattuca says. “We’ll house all this information on the website, so sign up as a Commuter Rail Insider and you’ll be notified when updated information is published.”

The current study phase is expected to continue into 2022. Project partners are working toward an agreement on an initial project concept that includes station locations, new train tracks, bridges, changes to the roadway network, how often the trains would run and train storage and maintenance needs. Proposed stops include downtown Raleigh, North Carolina State University, Cary, Morrisville and Research Triangle Park.

Project stakeholders include residents, transit riders, the business community, local governments, universities and other institutions and major employers along the rail line as well as the North Carolina Railroad Company, North Carolina Department of Transportation Rail Division and operating railroads including Norfolk Southern and CSX.

Planners also are analyzing the economic and land-use benefits commuter rail would bring to the Triangle and the state.

## The major takeaways

During the comment period last fall, community members had the opportunity to answer these questions about the project:

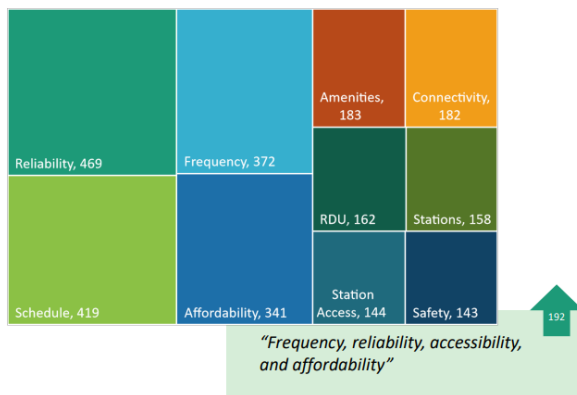
- What would you like in a commuter rail train that connects Durham and Wake counties?
- What do you see the commuter rail train doing for your community?
- At the end of this study, local leaders will decide whether to move forward with the proposed commuter rail train. What else should they be considering to make that decision?

GoTriangle, which worked with a consultant to record and organize the thousands of comments, determined some major takeaways. Community members expect the project to decrease commute times, benefit the environment, bring the Triangle up to modern metropolitan standards and foster a sense of connectivity throughout the region. The major concern cited was cost, previously projected to be \$1.4 billion to \$1.8 billion.

More information about the survey results can be found on the new website [here](#).

An [earlier study](#) found that a 37-mile route running 40 times a day between Garner and West Durham would be most likely to qualify for federal funding, which can pay up to half of the project's cost.

1. What would you like in a commuter rail train that connects Durham and Wake counties?



The public's answers to what people want to see in a commuter rail train included:

- “Reliability, easy access to stations, frequent trains, needs to be shorter time-wise than car.”
- “Wi-Fi, electrical outlets, comfortable seating, access to airport and RTP, convenient parking, frequent schedule.”
- “Frequency, reliability, accessibility, and affordability.”

For the question about what a commuter rail train might do for the community, the answers included:

- “Easing congestion and pollution. Providing opportunities for all people to travel without a car. Be able to go to downtown Raleigh without dealing with parking.”
- “Provide competitive alternative to driving to work every day, avoiding and mitigating increasing vehicular congestion. Provide a resource to ensure Triangle area continues to be competitive in attracting business growth well into the future.”

- “Improve access to transit, support economic development of walkable, mixed-use zones around stations, increase sustainability, better access to opportunities for zero-car households.”

“It’s important to note that 87 percent of the answers to the question of what the commuter rail train might do for the community were positive, especially among minority respondents,” Lattuca says. “In fact, 90 percent of all minority respondents and 95 percent of minority respondents in Durham County gave positive answers. This commuter rail project has broad appeal in the Triangle.”

## **The next steps**

At the end of the current study phase, local elected officials, including the boards of commissioners for Wake and Durham counties, will decide whether to seek federal funds and begin final design and construction.

For what those decision-makers should be considering, survey answers included:

- “We need to catch up with other regional metropolitan areas like Charlotte and Atlanta to stay relevant for industries and businesses considering relocating to the Mid-Atlantic or Southeast U.S. Mass transit will be the way of the future and if not now then when?”
- “Cost is obvious but thinking long term and acting in a progressive spirit. If we want to be a major employer and “best place to live” city, public transportation is a necessity. “
- “I think that the local leaders have to act in the best interest of those who have little influence in the process (the poor who probably most need public transport). We can’t keep building bigger roads.”

Johnston County is participating in the current phase to determine whether the line could extend to Clayton and farther east into Johnston County in the future.

“Our wonderful region continues to attract more residents and more businesses, making our commuter rail project more important by the day,” says Lattuca, left. “A Triangle commuter rail line between West Durham and Raleigh extending to Garner or Clayton presents an opportunity to manage growth and create a truly regional transit network, which will help us build upon our standing as one of the best places to live and do business in the United States.”

Lattuca pointed to the announcement this week that Apple plans to spend \$552 million to establish a campus in Research Triangle Park with 3,000 high-paying jobs.

“The more attractive we are, the more we are going to need transit solutions to maintain our quality of life,” Lattuca says. “Global companies like Amazon, Google and Apple have corporate goals about shrinking their carbon footprints as well, and building environmentally friendly mass transportation like commuter rail to connect the Triangle is going to be imperative to maintaining our appeal.”

Mar 18, 2021

## GoTriangle honors commitment of frontline heroes during COVID-19 crisis



**RESEARCH TRIANGLE PARK (March 18, 2021)** – N.C. Department of Transportation Secretary Eric Boyette joined GoTriangle today to honor the heroism and dedication of the agency’s frontline workers who have selflessly transported essential workers to critical jobs and neighbors to food and health care during an entire year of the COVID-19 pandemic.

The event, held on National Transit Operations Appreciation Day, included remarks from Boyette, Interim Director of NC DOT’s Integrated Mobility Division Ryan Brumfield, GoTriangle Board Chair Michael Parker and GoTriangle President and CEO Charles E. Lattuca.

"NCDOT recognizes and honors all of our transit workers," Boyette said. "We are so thankful for the many ways they have responded to this pandemic and worked tirelessly and courageously to meet the needs of so many people here in the Triangle and in communities across the state."

The event kicked off at 9:30 a.m. and ran through early afternoon at GoTriangle’s Bus Operations and Maintenance Facility in Morrisville with Transit Operations staff members treated to a lunch, giveaways and a visit from the Durham Bulls mascot Wool E. Bull.

"Our amazing transit operations team has gone above and beyond this year, continuing to show up and mask up to keep our buses and paratransit routes running and providing stability during an unprecedented crisis," Lattuca said. "If there’s one thing we’ve learned this year it’s that the public transit you provide is more than a convenience for commuters or more than a tool for



economic strategy and development. Public transit is an essential thread in the very fabric of our lives, and we can't thank you enough for your dedication this year.”

Lattuca recognized the many ways GoTriangle's Transit Operations team has excelled since the pandemic began:

- Through a partnership with Durham County Emergency Management, GoTriangle operators in April 2020 [transported people sheltering at Urban Ministries of Durham](#) to an area hotel to help with social-distancing.
- GoTriangle's [Maintenance team designed and installed driver shield barriers](#) on the paratransit vehicles and buses. In addition, the team instituted more extensive cleaning and disinfectant protocols for our vehicles and added new signage as well as mask dispensers and hand-sanitizer to the whole fleet.
- Through a partnership with [Greenlight Ready](#), GoTriangle paratransit operators transported passengers to a COVID-19 vaccination clinic.
- Today, under a new State Department of Transportation initiative, GoTriangle operators are helping to provide [free rides to and from COVID-19 vaccination sites](#) within our service area for those who have appointments.
- Our Safety, Security and Training team continued to find new, safe ways [to train and graduate new operators](#) during the pandemic.

“On behalf of the GoTriangle Board of Trustees, I want to thank the dedicated and brave women and men – drivers, mechanics, cleaners, dispatchers and everyone else in Transit Operations – who kept us moving during these extraordinary times,” said GoTriangle board Chairman Michael Parker, mayor pro tem of Chapel Hill. “All of you went above and beyond to help your fellow residents get to their jobs, seek health care and continue their educations. You are all heroes, and we are truly, truly grateful.”

In addition, GoTriangle became one of only three transit agencies in the nation in 2020 to receive the Transportation Security Administration's prestigious [Baseline Assessment of Security Enhancement Gold Standard Award](#). That award recognizes high standards in providing a safe transit experience and a strong security program.



Oct 28, 2020

## GoTriangle one of three U.S. transit agencies to receive prestigious TSA security award



**RESEARCH TRIANGLE PARK (Oct. 28, 2020)** – For meeting high standards in providing a safe transit experience and a strong security program, GoTriangle has become one of only three transit agencies in the nation in 2020 to receive the Transportation Security Administration’s prestigious Baseline Assessment of Security Enhancement Gold Standard Award.

TSA representatives visited GoTriangle’s bus operations facility today to present the BASE award to the agency.

“I could not be more proud of our team members at GoTriangle for the way they have taken our mission to heart and worked so hard to show that our No. 1 priority, always, is safety,” says GoTriangle President and CEO Chuck Lattuca. “In 2020 especially, as we all endure the myriad ramifications of the COVID-19 pandemic, to be recognized as a safe and secure transit agency is very gratifying, and I can’t thank our board and the entire GoTriangle team enough.”

The Gold Standard Award is the top recognition that the TSA bestows to a transit agency for achieving the highest scores on its BASE review, which evaluates 17 categories of security and emergency preparedness items identified as fundamentals



for an exemplary program. The BASE review includes topics such as an agency's security plan, security training, drills and exercise programs, public outreach efforts and background check programs.



Participation in the TSA program is voluntary, and GoTriangle has chosen to undergo the BASE review every year since 2015. GoTriangle Safety and Security Manager Jimmy Price led the agency's efforts to meet the TSA requirements for the award.

"I wanted to make sure we're doing everything we possibly can to keep our employees and our riders getting on our buses every day safe," says Price, who has

been in charge of safety initiatives at GoTriangle since 2014. "I hope our customers see this award as GoTriangle caring about them, not just them getting on the bus, but as people who have to move from one place to the next knowing the agency is doing due diligence to make sure our buses are safe and secure. We want to make sure everyone is safe, to get them home the same way they came."

GoTriangle Director of Transit Operations Pat Stephens, who oversees the agency's safety department, praised Price and Safety and Security Specialist Joe Biondi for their leadership in an achievement that was the result of an impressive team effort across GoTriangle.

"There are many people from different departments who were instrumental in achieving this recognition including our information technology, marketing and customer service colleagues," Stephens says. "Initiatives such as our 'See Something, Say Something Campaign,' our active shooter drill and training our operators on recognizing suspicious packages on the buses and at stops were just a small portion of making sure our security posture met federal guidelines."

Achieving the Gold Standard Award this year means that GoTriangle reached an overall performance score of more than 90 percent, Price says.

"I've always been the type person who welcomes outside agencies to come in and do an assessment on our safety and security posture because they are the subject matter experts," he says. "They're seeing what's out there from the security side, what the trends are, and they help transit agencies improve their programs as time goes on. It's a lifelong partnership between us and TSA now."

Every year, the TSA assesses a select number of transit agencies nationwide through the BASE program, and only a few achieve scores worthy of the Gold Standard Award. Being recognized with GoTriangle for 2020 are the Potomac and Rappahannock

Transportation Commission and Oahu Transit Services, Inc., which operates TheBus on the island of Oahu, Hawaii.

Attending the presentation at GoTriangle today from the TSA were Kevin Frederick, a federal security director, Terry Burgess, an assistant federal security director for inspections, Charles Posley, a supervisory transportation security inspector, and Justin Abraham, a transportation security inspector, all from Charlotte, and Beth Walker, a federal security director at Raleigh-Durham International Airport.

“This year GoTriangle was one of only three entities in the country who received the Gold Standard Award for TSA’s Baseline Assessment for Security Enhancement program,” Frederick says. “This is a voluntary program designed to improve the security posture of surface transportation systems. In receiving this award, GoTriangle has demonstrated its dedication and commitment to achieving the highest standards of security for both their employees and customers.”

Sep 8, 2020

## Partnership leads to new bus stop for Glenn View Station transit riders

The new bus stop off Glenn School Road replaces the previous stop on East Geer Street near the Walmart. The site averages more than 185 boardings a day.



**DURHAM (Sept. 8, 2020)** -- A new GoDurham bus stop with many amenities opened Monday at the Glenn View Station Walmart, a testament to teamwork among the city of Durham, GoDurham, GoTriangle and the retailer to offer a comfortable experience for the transit riders who use GoDurham's third-busiest stop each day.

A short COVID-19-appropriate ribbon-cutting ceremony to mark the occasion today featured Mayor Steve Schewel, Walmart Manager Michael Warren, GoDurham General Manager Doug Middleton, GoTriangle President and CEO Charles Lattuca, Durham City Councilman Charlie Reece and Director Sean Egan with the city's Transportation Department.

The new bus stop off Glenn School Road replaces the previous stop on East Geer Street near the Walmart. The site averages more than 185 boardings a day.

The new Glenn View Station stop features two bus shelters with built-in solar lights, benches, a trash receptacle, a cart corral and a bike rack. A sign to display bus stop arrival information electronically also is planned.

“The new Glenn View bus stop represents the excellent partnership cultivated with Walmart Corp., which accommodated us to build the new stop on its property,” Mayor Steve Schewel said. “Walmart representatives have told us they are excited about the transit mobility and accessibility benefits the new bus stop will provide to their customers and employees.”

Improving bus stops and adding amenities are an important part of the Durham Transit Plan, which has led to scores of new bus stop improvements since the Durham County Transit Plan was adopted in 2011. Durham County voters also approved a half-cent sales tax to invest in improving the transit network.

The completion of the Glenn View Station bus stop, which is served by GoDurham Route 3, is the last in a group of 20 GoDurham bus stops built over the past year. Improvements to an additional 62 stops are in the design stage now, with 10 close to being ready for construction. GoDurham has more than 1,000 bus stops.

“This much-anticipated improvement is the latest example of the work underway to enhance the transit experience for GoDurham riders,” Egan said. “GoDurham’s Route 3 serves more than 3,000 riders on the average weekday and offers service every 15 minutes from Durham Station to Wellons Village. Those continuing to Glenn View Station will now enjoy a more convenient and comfortable stop. Looking ahead, these riders will also benefit from planned improvements to the Holloway Street Transit Emphasis Corridor and Village Transit Center thanks to funding awards from the Durham County Transit Plan.”

Offering construction opportunities to minority-owned businesses is important to the city and GoDurham, which have developed a process to bid new bus stop projects in batches so that the work is well-suited to smaller companies. Of the four construction packages awarded last year, small minority-owned businesses won three contracts representing nearly 60% of the total construction value, putting Durham tax dollars to work in the community. Lanier Construction, which is a certified Disadvantaged Business Enterprise, built the new Glenn View bus stop.

On average, GoDurham transported 33 passengers per hour in 2018 compared with a peer average of 21 riders an hour, outpacing transit systems in Charlotte, Richmond and Norfolk.

Read more about GoDurham at [godurhamtransit.org](http://godurhamtransit.org) or follow the agency on Twitter [@godurhamtransit](https://twitter.com/godurhamtransit).

---

**BOARD OF TRUSTEES**

---

**CHAIR**



**Michael Parker**  
Town of Chapel Hill

**VICE CHAIR**



**Sig Hutchinson**  
Wake County

**SECRETARY**



**Steve Schewel**  
City of Durham

**TREASURER**



**Vivian Jones**  
Wake County



**Will Allen III**  
City of Raleigh



**Corey Branch**  
City of Raleigh



**Michael S. Fox**  
NC Board of Transportation



**Brenda Howerton**  
Durham County



**Valerie Jordan**  
NC Board of Transportation



**Renee Price**  
Orange County



**Jennifer Robinson**  
Town of Cary



**Stelfanie Williams**  
Durham City/County



## Special Tax Board

### Wake County

**Sig Hutchinson** *(appt. 2017)*  
2704 Snowy Meadow Court  
Raleigh, NC 27614  
[sig.hutchinson@wakegov.com](mailto:sig.hutchinson@wakegov.com)  
919-856-5575 (Wake County)  
919-740-8848 (mobile)

**Susan Evans, Treasurer** *(appt. 2021)*  
2016 W. Sterlington Place  
Apex, NC 27502  
[Susan.Evans@wakegov.com](mailto:Susan.Evans@wakegov.com)  
919-856-5574 (Wake County)

### Durham County

**Nimasheena Burns, Secretary** *(appt. 2021)*  
1725 Great Bend Drive  
Durham, NC 27704  
[nburns@dconc.gov](mailto:nburns@dconc.gov)  
984-227-9524 (mobile)

**Brenda Howerton** *(appt. 2021)*  
3325 Tarleton West  
Durham, NC 27713  
[bhowerton@dconc.gov](mailto:bhowerton@dconc.gov)  
919-599-8213 (mobile)  
984-260-5962 (work)

### Orange County

**Earl McKee, Chair** *(appt. 2019)*  
5200 Kiger Road  
Rougemont, NC 27572  
[emckee@orangecountync.gov](mailto:emckee@orangecountync.gov)  
919-732-7906 (home)  
919-812-3248 (mobile)

**Amy Fowler, Vice Chair** *(appt. 2021)*  
102 Nuttal Pl  
Chapel Hill, NC 27514  
[afowler@orangecountync.gov](mailto:afowler@orangecountync.gov)  
919-698-8168 (mobile)



## **II. BUDGET ORDINANCES**



**GOTRIANGLE  
FISCAL YEAR 2022  
BUDGET ORDINANCE**

**BE IT ORDAINED** by the Research Triangle Regional Public Transportation Authority Board of Trustees:

**Section 1.** It is estimated that the following revenues will be available in the **General Fund** for the fiscal year beginning July 1, 2021, and ending June 30, 2022:

Undesignated Fund Balance Appropriated	(\$ 2,559,605)
Vehicle Registration Tax	6,267,600
Investment Earnings	400,000
Reimbursements from other local authorities	190,000
Federal Grant Revenues	236,000
CARES ACT/CRSSA	4,976,154
American Rescue Plan	10,823,590
Reimbursements from other local authorities – GoDurham	1,552,115
Indirect Cost Credits	<u>1,539,816</u>
<b>Total</b>	<b>\$ 23,425,670</b>

**Section 2.** The following amounts hereby are appropriated in the **General Fund** for the management of the Authority and its activities for the fiscal year beginning July 1, 2021, and ending June 30, 2022:

Board of Trustees	\$ 155,555
Executive Office	652,793
Chief Operations Office	176,795
Communications & Public Affairs	953,715
Administration	470,363
Johnston County	190,000
Human Resources	773,903
Finance	1,923,299
EEO/DBE	206,027
Legal	605,993
Real Estate	337,433
Capital Development	368,551
Unemployment Claims	77,000
GoDurham	1,552,115
Plaza	383,851
Operating Transfer to Bus Fund	11,601,366
Operating Transfer to Rideshare Fund	837,339
Operating Transfer to Bus Capital Fund	646,475
Operating Transfer to Advanced Technology Fund	<u>1,513,097</u>
<b>Total</b>	<b>\$ 23,425,670</b>

**Section 3.** It is estimated that the following revenues will be available in the **Ridesharing Fund** for the fiscal year beginning July 1, 2021, and ending June 30, 2022:

Regional TDM grant	\$ 711,874
Reimbursements from other local authorities	850,668
Transfer from General Fund	<u>837,338</u>
<b>Total</b>	<b>\$ 2,399,880</b>

**Section 4.** The following amounts hereby are appropriated in the **Ridesharing Fund** for the fiscal year beginning July 1, 2021, and ending June 30, 2022:

Regional Services	\$ 202,611
Regional Services - Planning	329,202
Sustainable Travel Services	786,077
Regional Call Center	<u>1,081,990</u>
<b>Total</b>	<b>\$ 2,399,880</b>

**Section 5.** It is estimated that the following revenues will be available in the **Regional Bus Service Fund** for the fiscal year beginning July 1, 2021, and ending June 30, 2022:


Federal Grant Revenue	\$ 3,200,000
Transit Service Revenue – Bus	6,934,713
Transit Service Revenue – Paratransit	617,140
Bus accident reimbursement	40,000
Paratransit Service Revenue	396,143
Operating Transfer from General Fund	<u>11,601,365</u>
<b>Total</b>	<b>\$ 22,789,361</b>

**Section 6.** The following amounts hereby are appropriated in the **Regional Bus Service Fund** for the fiscal year beginning July 1, 2021, and ending June 30, 2022:

Bus supervision	\$ 2,568,147
Bus operations	11,399,400
Bus maintenance	5,615,483
Vanpool	252,066
Paratransit services	<u>2,954,265</u>
<b>Total</b>	<b>\$ 22,789,361</b>

**Section 7.** Copies of this Budget Ordinance shall be furnished to the Clerk to the Board of Trustees and to the Budget Officer of this Authority to be kept on file for their direction in the disbursement of funds.

**ADOPTED AT 5:00 PM EST ON THE 24<sup>TH</sup> DAY OF JUNE 2021.**

  
Michael Parker, Board of Trustees Chair

**ATTEST:**

  
Michelle C. Dawson, Clerk to the Board

**GOTRIANGLE  
FISCAL YEAR 2022  
MAJOR CAPITAL PROJECT FUND BUDGET ORDINANCE**

**BE IT ORDAINED** by the Research Triangle Regional Public Transportation Authority Board of Trustees:

**Section 1.** It is estimated that the following revenues will be available in the **Major Capital Project Fund** for the fiscal year beginning July 1, 2021, and ending June 30, 2022:


Rental income	\$ 100,000
Operating Transfer from Major Transit Investment Fund	<u>798,500</u>
<b>Total</b>	<b>\$ 898,500</b>

**Section 2.** The following amounts hereby are appropriated in the **Major Capital Project Fund** for the fiscal year beginning July 1, 2021, and ending June 30, 2022:

Other Capital Expenses	\$ <u>898,500</u>
<b>Total</b>	<b>\$ 898,500</b>

**Section 3.** Copies of this Budget Ordinance shall be furnished to the Clerk to the Board of Trustees and to the Budget Officer of this Authority to be kept on file for their direction in the disbursement of funds.

**ADOPTED AT 5:00 PM EST ON THE 24<sup>TH</sup> DAY OF JUNE 2021.**

  
 Michael Parker, Board of Trustees Chair

**ATTEST:**

  
 Michelle C. Dawson, Clerk to the Board

**GOTRIANGLE  
FISCAL YEAR 2022  
REGIONAL BUS CAPITAL PROJECT FUND BUDGET ORDINANCE**

**BE IT ORDAINED** by the Research Triangle Regional Public Transportation Authority Board of Trustees:

**Section 1.** It is estimated that the following revenues will be available in the **Regional Bus Capital Project Fund** for the fiscal year beginning July 1, 2021, and ending June 30, 2022:


Federal Transit Administration	\$ 13,959,570
Reimbursements from Others	17,636,914
Prior Year Carryforward	1,045,079
Operating Transfer from General Fund	<u>646,475</u>
<b>Total</b>	<b>\$ 33,288,038</b>

**Section 2.** The following amounts hereby are appropriated in the **Regional Bus Capital Project Fund** for the fiscal year beginning July 1, 2021, and ending June 30, 2022:

Capital Outlay	\$ 33,288,038
<b>Total</b>	<b>\$ 33,288,038</b>

**Section 3.** Copies of this Budget Ordinance shall be furnished to the Clerk to the Board of Trustees and to the Budget Officer of this Authority to be kept on file for their direction in the disbursement of funds.

**ADOPTED AT 5:00 PM EST ON THE 24<sup>TH</sup> DAY OF JUNE 2021.**



Michael Parker, Board of Trustees Chair

**ATTEST:**



Michelle C. Dawson, Clerk to the Board

**GOTRIANGLE  
FISCAL YEAR 2022  
ADVANCED TECHNOLOGY PROJECT FUND BUDGET ORDINANCE**

**BE IT ORDAINED** by the Research Triangle Regional Public Transportation Authority Board of Trustees:

**Section 1.** It is estimated that the following revenues will be available in the **Advanced Technology Project Fund** for the fiscal year beginning July 1, 2021, and ending June 30, 2022:


NC Department of Transportation	\$ 43,840
Reimbursements from Others	1,497,532
Operating Transfer from General Fund	<u>1,513,098</u>
<b>Total</b>	<b>\$ 3,054,470</b>

**Section 2.** The following amounts hereby are appropriated in the **Advanced Technology Project Fund** for the fiscal year beginning July 1, 2021, and ending June 30, 2022:


Capital Outlay	<u>\$ 3,054,470</u>
<b>Total</b>	<b>\$ 3,054,470</b>

**Section 3.** Copies of this Budget Ordinance shall be furnished to the Clerk to the Board of Trustees and to the Budget Officer of this Authority to be kept on file for their direction in the disbursement of funds.

**ADOPTED AT 5:00 PM EST ON THE 24<sup>TH</sup> DAY OF JUNE 2021.**

  
 Michael Parker, Board of Trustees Chair

**ATTEST:**

  
 Michelle C. Dawson, Clerk to the Board

**GOTRIANGLE  
FISCAL YEAR 2022  
MAJOR TRANSIT INVESTMENT FUND BUDGET ORDINANCE**

**BE IT ORDAINED** by the Research Triangle Regional Public Transportation Authority Board of Trustees:

**Section 1.** It is estimated that the following revenues will be available in the **Major Transit Investment Fund** for the fiscal year beginning July 1, 2021, and ending June 30, 2022:

Vehicle Rental Tax	\$ 4,117,647
Investment Earnings	<u>745,000</u>
<b>Total</b>	<b>\$ 4,862,647</b>

**Section 2.** The following amounts hereby are appropriated in the **Major Transit Investment Fund** for the fiscal year beginning July 1, 2021, and ending June 30, 2022:

Operating Transfer to MTIF Capital Project Fund	\$ 798,500
Fund Balance Appropriated	<u>4,064,147</u>
<b>Total</b>	<b>\$ 4,862,647</b>

**Section 3.** Copies of this Budget Ordinance shall be furnished to the Clerk to the Board of Trustees and to the Budget Officer of this Authority to be kept on file for their direction in the disbursement of funds.

**ADOPTED AT 5:00 PM EST ON THE 24<sup>TH</sup> DAY OF JUNE 2021.**

  
 \_\_\_\_\_  
 Michael Parker, Board of Trustees Chair

**ATTEST:**

  
 \_\_\_\_\_  
 Michelle C. Dawson, Clerk to the Board



**GOTRIANGLE  
FISCAL YEAR 2022  
DURHAM SPECIAL TAX DISTRICT FUND BUDGET ORDINANCE**

**BE IT ORDAINED** by the Research Triangle Regional Public Transportation Authority Board of Trustees:

**Section 1.** It is estimated that the following revenues will be available in the **Durham Special Tax District Fund** for the fiscal year beginning July 1, 2021, and ending June 30, 2022:


\$3 Vehicle Registration Tax	<u>\$ 709,500</u>
<b>Total</b>	<b>\$ 709,500</b>

**Section 2.** The following amounts hereby are appropriated in the **Durham Special Tax District Fund** for the fiscal year beginning July 1, 2021, and ending June 30, 2022:

Transfer to Triangle Tax District – Durham Operating Fund	<u>\$ 709,500</u>
<b>Total</b>	<b>\$ 709,500</b>

**Section 3.** Copies of this Budget Ordinance shall be furnished to the Clerk to the Board of Trustees and to the Budget Officer of this Authority to be kept on file for their direction in the disbursement of funds.

**ADOPTED AT 5:00 PM EST ON THE 24<sup>TH</sup> DAY OF JUNE 2021.**

  
 \_\_\_\_\_  
 Michael Parker, Board of Trustees Chair

**ATTEST:**

  
 \_\_\_\_\_  
 Michelle C. Dawson, Clerk to the Board



**GOTRIANGLE  
FISCAL YEAR 2022  
TRIANGLE TAX DISTRICT – DURHAM CAPITAL FUND  
BUDGET ORDINANCE**

**BE IT ORDAINED** by the Research Triangle Regional Public Transportation Authority Board of Trustees:

**Section 1.** It is estimated that the following revenues will be available in the **Triangle Tax District – Durham Capital Fund** for the fiscal year beginning July 1, 2021, and ending June 30, 2022:

Transfer from Triangle Tax Dist – Durham Operating Fund	\$ <u>9,129,685</u>
<b>Total</b>	<b>\$ 9,129,685</b>

**Section 2.** The following amounts hereby are appropriated in the **Triangle Tax District – Durham Capital Fund** for the fiscal year beginning July 1, 2021, and ending June 30, 2022:

Transit Infrastructure	\$ 0
GoTriangle	3,776,685
City of Durham/GoDurham	436,000
Vehicle Purchase	0
GoTriangle	1,445,000
City of Durham/GoDurham	3,222,000
Capital – Planning	0
GoTriangle	<u>250,000</u>
<b>Total</b>	<b>\$ 9,129,685</b>


**Section 3.** The FY22 Durham Transit Work Program reflects ongoing projects that remain vital to providing service to current transit customers and new projects that address immediate needs during a transition year to a new Transit Plan with updated priorities. The current project budgets identified are those that are deemed time-sensitive ongoing efforts or involve time-sensitive external grant sources as part of their overall funding mechanism. DCHC MPO, GoTriangle and Durham County will consider amendments to the FY22 Durham Transit Work Program as priorities are identified in the new Transit Plan.

**Section 4.** Copies of this Budget Ordinance shall be furnished to the Clerk to the Board of Trustees and to the Budget Officer of this Authority to be kept on file for their direction in the disbursement of funds.

**ADOPTED AT 5:00 PM EST ON THE 24<sup>TH</sup> DAY OF JUNE 2021.**

  
\_\_\_\_\_  
Michael Parker, Board of Trustees Chair

**ATTEST:**

  
\_\_\_\_\_  
Michelle C. Dawson, Clerk to the Board

**GOTRIANGLE  
FISCAL YEAR 2022  
TRIANGLE TAX DISTRICT – DURHAM OPERATING FUND  
BUDGET ORDINANCE**

**BE IT ORDAINED** by the Research Triangle Regional Public Transportation Authority Board of Trustees:

**Section 1.** It is estimated that the following revenues will be available in the **Triangle Tax District Durham Operating Fund** for the fiscal year beginning July 1, 2021, and ending June 30, 2022:

Article 43 ½ Cent Sales Tax	\$ 22,051,715
Vehicle Rental Tax	885,300
\$7 County Vehicle Registration Tax	1,654,500
\$3 Vehicle Registr Transfer from Dur/Orange Special Tax District	<u>709,500</u>
<b>Total</b>	<b>\$ 25,301,015</b>

**Section 2.** The following amounts hereby are appropriated in the **Triangle Tax District Durham Operating Fund** for the fiscal year beginning July 1, 2021, and ending June 30, 2022:

Tax District Administration	\$ 415,800
Transit Plan Administration	0
DCHC MPO	58,200
GoTriangle	1,607,500
Durham County	205,900
Bus Operations	0
Durham County Access	196,100
GoDurham	5,914,300
GoTriangle	1,999,300
Transfer to Triangle Tax District - Durham Capital Fund	14,903,915
Allocation to Durham Operating Fund Balance	<u>0</u>
<b>Total</b>	<b>\$ 25,301,015</b>

**Section 3.** The FY22 Durham Transit Work Program reflects ongoing projects that remain vital to providing service to current transit customers and new projects that address immediate needs during a transition year to a new Transit Plan with updated priorities. The current project budgets identified are those that are deemed time-sensitive ongoing efforts or involve time-sensitive external grant sources as part of their overall funding mechanism. DCHC MPO, GoTriangle and Durham County will consider amendments to the FY22 Durham Transit Work Program as priorities are identified in the new Transit Plan.

**Section 4.** Copies of this Budget Ordinance shall be furnished to the Clerk to the Board of Trustees and to the Budget Officer of this Authority to be kept on file for their direction in the disbursement of funds.

**ADOPTED AT 5:00 PM EST ON THE 24<sup>TH</sup> DAY OF JUNE 2021.**

A handwritten signature in cursive script, appearing to read "Michael Parker", written over a horizontal line.

Michael Parker, Board of Trustees Chair

**ATTEST:**

A handwritten signature in cursive script, appearing to read "Michelle C. Dawson", written over a horizontal line.

Michelle C. Dawson, Clerk to the Board

**GOTRIANGLE  
FISCAL YEAR 2022  
ORANGE SPECIAL TAX DISTRICT FUND BUDGET ORDINANCE**

**BE IT ORDAINED** by the Research Triangle Regional Public Transportation Authority Board of Trustees:

**Section 1.** It is estimated that the following revenues will be available in the **Orange Special Tax District Fund** for the fiscal year beginning July 1, 2021, and ending June 30, 2022:


\$3 Vehicle Registration Tax	<u>\$ 337,000</u>
<b>Total</b>	<b>\$ 337,000</b>

**Section 2.** The following amounts hereby are appropriated in the **Orange Special Tax District Fund** for the fiscal year beginning July 1, 2021, and ending June 30, 2022:

Transfer to Triangle Tax District – Orange Operating Fund	<u>\$ 337,000</u>
<b>Total</b>	<b>\$ 337,000</b>

**Section 3.** Copies of this Budget Ordinance shall be furnished to the Clerk to the Board of Trustees and to the Budget Officer of this Authority to be kept on file for their direction in the disbursement of funds.

**ADOPTED AT 5:00 PM EST ON THE 24<sup>TH</sup> DAY OF JUNE 2021.**

  
 \_\_\_\_\_  
 Michael Parker, Board of Trustees Chair

**ATTEST:**

  
 \_\_\_\_\_  
 Michelle C. Dawson, Clerk to the Board

**GOTRIANGLE  
FISCAL YEAR 2022  
TRIANGLE TAX DISTRICT – ORANGE CAPITAL FUND  
BUDGET ORDINANCE**

**BE IT ORDAINED** by the Research Triangle Regional Public Transportation Authority Board of Trustees:

**Section 1.** It is estimated that the following revenues will be available in the **Triangle Tax District – Orange Capital Fund** for the fiscal year beginning July 1, 2021, and ending June 30, 2022:

Article 43 ½ Cent Local Option Sales Tax	\$ <u>2,990,500</u>
<b>Total</b>	<b>\$ 2,990,500</b>


**Section 2.** The following amounts hereby are appropriated in the **Triangle Tax District – Orange Capital Fund** for the fiscal year beginning July 1, 2021, and ending June 30, 2022:

Transit Infrastructure	\$ 0
Town of Carrboro	205,000
GoTriangle	20,000
Town of Hillsboro	50,000
Vehicle Purchase	0
GoTriangle	903,000
BRT	0
Chapel Hill Transit – NS-BRT	<u>1,812,500</u>
<b>Total</b>	<b>\$ 2,990,500</b>

**Section 3.** The FY22 Orange Transit Work Program reflects ongoing projects that remain vital to providing service to current transit customers and new projects that address immediate needs during a transition year to a new Transit Plan with updated priorities. The current project budgets identified are those that are deemed time-sensitive ongoing efforts or involve time-sensitive external grant sources as part of their overall funding mechanism. DCHC MPO, GoTriangle and Orange County will consider amendments to the FY22 Orange Transit Work Program as priorities are identified in the new Transit Plan.

**Section 4.** Copies of this Budget Ordinance shall be furnished to the Clerk to the Board of Trustees and to the Budget Officer of this Authority to be kept on file for their direction in the disbursement of funds.

**ADOPTED AT 5:00 PM EST ON THE 24<sup>TH</sup> DAY OF JUNE 2021.**

A handwritten signature in black ink, appearing to read "Michael Parker", written over a horizontal line.

Michael Parker, Board of Trustees Chair

**ATTEST:**

A handwritten signature in black ink, appearing to read "Michelle C. Dawson", written over a horizontal line.

Michelle C. Dawson, Clerk to the Board



**GOTRIANGLE  
FISCAL YEAR 2022  
TRIANGLE TAX DISTRICT – ORANGE OPERATING FUND  
BUDGET ORDINANCE**

**BE IT ORDAINED** by the Research Triangle Regional Public Transportation Authority Board of Trustees:

**Section 1.** It is estimated that the following revenues will be available in the **Triangle Tax District Orange Operating Fund** for the fiscal year beginning July 1, 2021, and ending June 30, 2022:

Article 43 ½ Cent Sales Tax	\$ 4,411,600
Vehicle Rental Tax	432,400
\$7 County Vehicle Registration Tax	786,600
\$3 Vehicle Registr Transfer from Dur/Orange Special Tax District	<u>337,000</u>
<b>Total</b>	<b>\$ 5,967,600</b>


**Section 2.** The following amounts hereby are appropriated in the **Triangle Tax District Orange Operating Fund** for the fiscal year beginning July 1, 2021, and ending June 30, 2022:

Tax District Administration	\$ 251,800
Transit Administration	0
DCHC MPO	58,200
GoTriangle	479,100
Bus Operations	0
Chapel Hill Transit	2,377,565
Orange County Public Transit	759,935
GoTriangle	1,050,700
Transfer to Triangle Tax District - Orange Capital Fund	<u>990,300</u>
<b>Total</b>	<b>\$ 5,967,600</b>

**Section 3.** The FY22 Orange Transit Work Program reflects ongoing projects that remain vital to providing service to current transit customers and new projects that address immediate needs during a transition year to a new Transit Plan with updated priorities. The current project budgets identified are those that are deemed time-sensitive ongoing efforts or involve time-sensitive external grant sources as part of their overall funding mechanism. DCHC MPO, GoTriangle and Orange County will consider amendments to the FY22 Orange Transit Work Program as priorities are identified in the new Transit Plan.

**Section 4.** Copies of this Budget Ordinance shall be furnished to the Clerk to the Board of Trustees and to the Budget Officer of this Authority to be kept on file for their direction in the disbursement of funds.

**ADOPTED AT 5:00 PM EST ON THE 24<sup>TH</sup> DAY OF JUNE 2021.**



Michael Parker, Board of Trustees Chair

**ATTEST:**



Michelle C. Dawson, Clerk to the Board

**GOTRIANGLE  
FISCAL YEAR 2022  
WAKE SPECIAL TAX DISTRICT FUND BUDGET ORDINANCE**

**BE IT ORDAINED** by the Research Triangle Regional Public Transportation Authority Board of Trustees:

**Section 1.** It is estimated that the following revenues will be available in the **Wake Special Tax District Fund** for the fiscal year beginning July 1, 2021, and ending June 30, 2022:


\$3 Vehicle Registration Tax	<u>\$ 2,860,000</u>
<b>Total</b>	<b>\$ 2,860,000</b>

**Section 2.** The following amounts hereby are appropriated in the **Wake Special Tax District Fund** for the fiscal year beginning July 1, 2021, and ending June 30, 2022:

Transfer to Triangle Tax District – Wake Operating Fund	<u>\$ 2,860,000</u>
<b>Total</b>	<b>\$ 2,860,000</b>

**Section 3.** Copies of this Budget Ordinance shall be furnished to the Clerk to the Board of Trustees and to the Budget Officer of this Authority to be kept on file for their direction in the disbursement of funds.

**ADOPTED AT 5:00 PM EST ON THE 24<sup>TH</sup> DAY OF JUNE 2021.**

  
 \_\_\_\_\_  
 Michael Parker, Board of Trustees Chair

**ATTEST:**

  
 \_\_\_\_\_  
 Michelle C. Dawson, Clerk to the Board

**GOTRIANGLE  
FISCAL YEAR 2022  
TRIANGLE TAX DISTRICT - WAKE CAPITAL FUND BUDGET ORDINANCE**

**BE IT ORDAINED** by the Research Triangle Regional Public Transportation Authority Board of Trustees, that pursuant to section 13.2 of Chapter 159 of the General Statutes of North Carolina, the following project ordinance is hereby adopted:

**Section 1.** It is estimated that the following revenues will be available in the **Triangle Tax District - Wake Capital Fund** for the fiscal year beginning July 1, 2021, and ending June 30, 2022:

Article 43 ½ Cent Local Option Sales Tax	\$ 83,620,577
Allocation from Wake Capital Fund Balance	<u>44,739,770</u>
<b>Total</b>	<b>\$ 128,360,347</b>

**Section 2.** The following amounts hereby are appropriated in the **Triangle Tax District - Wake Capital Fund** for the fiscal year beginning July 1, 2021, and ending June 30, 2022:

Capital Planning	
GoTriangle	\$ 650,000
Community Funding Area	
Town of Knightdale	50,000
Research Triangle Foundation	263,463
Bus Infrastructure	
GoTriangle	8,439,000
City of Raleigh	7,192,160
Town of Cary	35,776,000
Reserve	4,080,000
Bus Acquisition	
City of Raleigh	12,773,312
Bus Rapid Transit	
City of Raleigh	12,000,000
Allocation to Wake Capital Fund Balance	<u>47,136,412</u>
<b>Total</b>	<b>\$ 128,360,347</b>

**Section 3.** The GoTriangle President/CEO, or his or her designee, is hereby authorized to transfer funds within appropriations under the following conditions:

- A) No transfer may be made that changes the adopted allocations to fund balance.
- B) All budget transfers will be reported to the Transit Planning Advisory Committee.

- C) All increases to an appropriation, and all transfers between appropriations, must be reviewed by the Transit Planning Advisory Committee and approved by the CAMPO and GoTriangle governing boards.

**Section 4:** Triangle Tax District – Wake Capital Funds are appropriated pursuant to section 13.2 of Chapter 159 of the General Statutes of North Carolina; therefore, appropriations do not lapse at the end of the fiscal year and are available for duration of the project unless subsequently recommended for reallocation by the Transit Planning Advisory Committee and approved by the CAMPO and GoTriangle governing boards, or as specified in Section 5.

**Section 5:** GoTriangle Finance Department has authority to close projects and/or programs and reduce appropriations upon notification of project completion by the project sponsor. When actual revenues are available in projects to be closed or which are substantially complete, GoTriangle Finance may transfer savings to Triangle Tax District Wake Capital fund balance. These funds will be then available for future appropriations which require recommendation by the Transit Planning Advisory Committee and approval by the CAMPO and GoTriangle governing boards. This section applies to current and prior year appropriations. A list of project closeouts shall be provided quarterly to the Transit Planning Advisory Committee.

**Section 6.** If received, Small Starts Funding from the FTA in support of the New Bern Avenue project will be awarded directly to the City of Raleigh. Expenditures funded by these federal funds will be budgeted by the City of Raleigh in their respective Transit Grant Fund. Dollars budgeted above are the local funds budgeted by the tax district and allocated to the City of Raleigh in support of this project.

**Section 7.** Copies of the Budget Ordinance shall be furnished to the Clerk, to the Board of Trustees, to the Finance Officer, and to the Budget Officer of this Authority to be kept on file for their direction in the disbursement of funds. Copies also shall be furnished to representatives of the Agencies under Section 2. The Budget Ordinance shall be entered into the Board minutes.

**ADOPTED AT 5:00 PM EST ON THE 24<sup>TH</sup> DAY OF JUNE 2021.**



Michael Parker, Board of Trustees Chair

**ATTEST:**



Michelle C. Dawson, Clerk to the Board

**GOTRIANGLE  
FISCAL YEAR 2022  
TRIANGLE TAX DISTRICT -- WAKE OPERATING FUND BUDGET ORDINANCE**

**BE IT ORDAINED** by the Research Triangle Regional Public Transportation Authority Board of Trustees:

**Section 1.** It is estimated that the following revenues will be available in the **Triangle Tax District - Wake Operating Fund** for the fiscal year beginning July 1, 2021, and ending June 30, 2022:

Article 43 ½ Cent Local Option Sales Tax	\$ 14,379,425
Vehicle Rental Tax	2,800,000
\$7 Vehicle Registration Tax	6,670,000
\$3 Vehicle Registration Tax (Transfer from Wake Tax District)	2,860,000
Farebox	0
Other/Miscellaneous	<u>370,000</u>
<b>Total</b>	<b>\$ 27,079,425</b>

**Section 2.** The following amounts hereby are appropriated in the **Triangle Tax District - Wake Operating Fund** for the fiscal year beginning July 1, 2021, and ending June 30, 2022:

Tax District Administration (GoTriangle)	\$ 501,338
Transit Plan Administration	0
GoTriangle	2,152,405
Capital Area Metropolitan Planning Organization (CAMPO)	420,249
City of Raleigh	1,108,690
Town of Cary	984,311
Community Funding Areas	0
Town of Wake Forest	366,083
Town of Apex	379,770
Town of Morrisville	338,800
Reserve	352,570
Bus Operations	0
GoTriangle	5,052,534
City of Raleigh	12,571,145
Town of Cary	2,161,481
Wake County	559,512
Town of Wendell	4,523
Town of Zebulon	6,089
Reserve	<u>119,925</u>
<b>Total</b>	<b>\$ 27,079,425</b>



**Section 3.** The GoTriangle President/CEO, or his or her designee, is hereby authorized to transfer funds within appropriations under the following conditions:

- A) No transfer may be made that changes the adopted allocations to fund balance.
- B) All budget transfers will be reported to the Transit Planning Advisory Committee.
- C) All increases to an appropriation, and all transfers between appropriations, must be reviewed by the Transit Planning Advisory Committee and approved by the CAMPO and GoTriangle governing boards.

**Section 4:** Triangle Tax District – Wake Operating Funds encumbered as of June 30, 2021, by GoTriangle as the Tax District Administrator are hereby appropriated to this budget.

**Section 5.** Copies of the Budget Ordinance shall be furnished to the Clerk, to the Board of Trustees, to the Finance Officer, and to the Budget Officer of this Authority to be kept on file for their direction in the disbursement of funds. Copies also shall be furnished to representatives of the Agencies under Section 2. The Budget Ordinance shall be entered into the Board minutes.

**ADOPTED AT 5:00 PM EST ON THE 24<sup>TH</sup> DAY OF JUNE 2021.**

  
Michael Parker, Board of Trustees Chair

**ATTEST:**

  
Michelle C. Dawson, Clerk to the Board





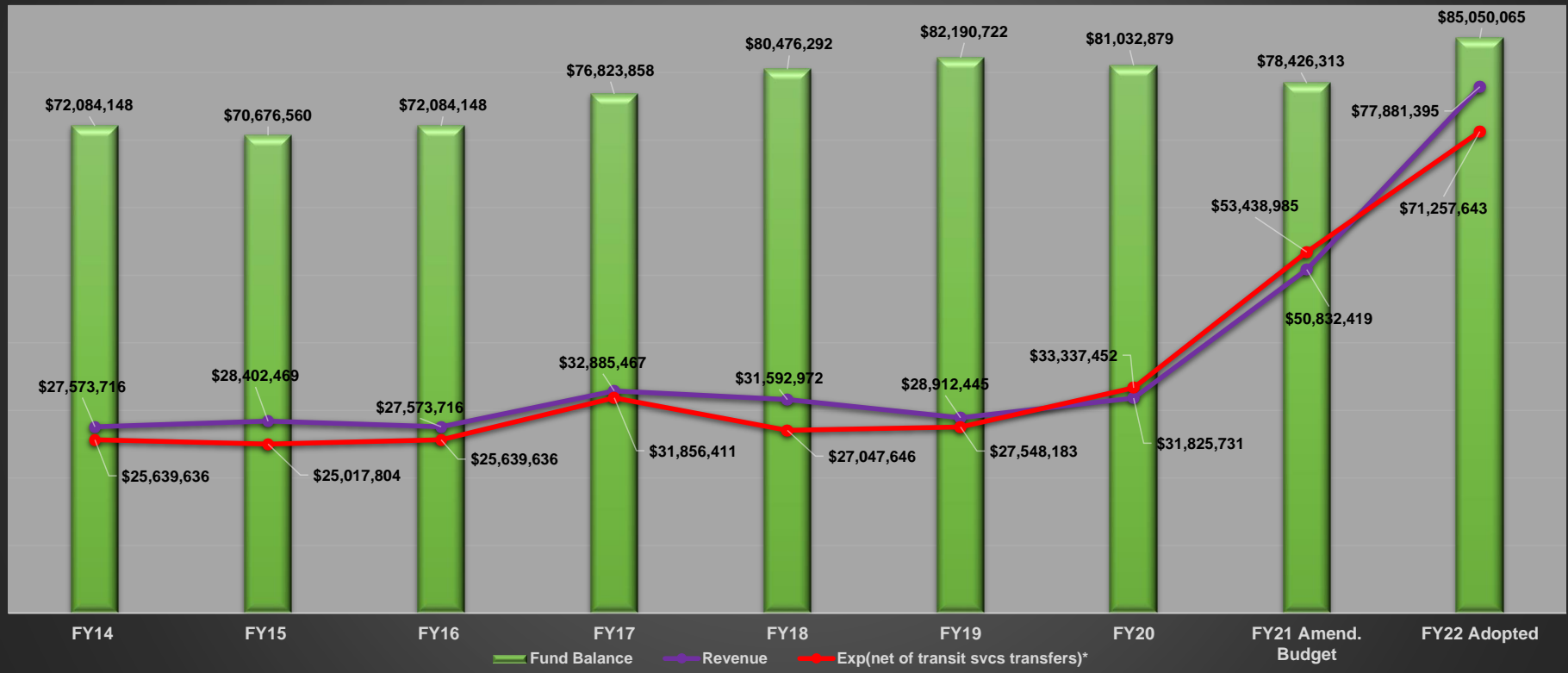
### **III. FINANCIAL SUMMARY/TRENDS**

FY22 ALL FUNDS SUMMARY

	FY22 GoTriangle Budget									FY22 Durham County Budget			FY22 Orange County Budget			FY22 Wake County Budget			GoTriangle, Durh, Org. and Wake County FY22 Total Adopted	GoTriangle, Durh, Org. and Wake County FY21 Total Amended		
	General Fund	GoDurham	Maj Transit Investment Fund	Regional Bus Fund	Rideshare Fund	Regional Capital Project Fund	Major Capital Projects Fund	Technology Capital Project Fund	FY22 GoTriangle Adopted	FY21 GoTriangle Amended	Delta	FY22 Durham County Adopted	FY21 Durham County Amended	Delta	FY22 Orange County Adopted	FY21 Orange County Amended	Delta	FY22 Wake County Adopted			FY21 Wake County Amended	Delta
<b>REVENUES</b>																						
Inter-governmental revenue:																						
Federal Grant Revenues	236,000			3,200,000		13,959,570		17,395,570	4,984,089	12,411,481								370,000	35,297,000	(34,927,000)	17,765,570	40,281,089
State Grant Revenues							43,840	43,840	69,818	(25,978)										43,840	69,818	
Local Grant Revenues					711,874			711,874	815,810	(103,936)										711,874	815,810	
Reimbursement from others	190,000				850,668	17,636,914		20,175,114	12,390,346	7,784,768										20,175,114	12,390,346	
Indirect Cost Credits	1,539,816							1,539,816	1,540,837	(1,021)										1,539,816	1,540,837	
Misc. Revenue																						
Prior Year Carryforward						1,045,079		1,045,079		1,045,079	24,129,008	10,273,855	13,855,153	5,253,171	5,029,360	223,811						
Prior Year Reserve																						
\$5 Vehicle Registration Taxes	6,267,600							6,267,600	6,562,935	(295,335)										6,267,600	6,562,935	
\$7 Vehicle Registration Taxes											1,654,500	1,630,000	24,500	786,600	775,000	11,600						
\$3 Vehicle Registration Taxes											709,500	699,000	10,500	337,000	332,000	5,000						
1/2 Cent Sales Tax											31,181,400	28,539,000	2,642,400	7,402,100	7,104,000	298,100						
Bus Accident Damage Reimbursement				40,000				40,000	40,000											40,000	40,000	
Bus Fares									580,000	(580,000)											741,480	
Transit Svc Revenue - Paratransit					617,140			617,140	248,385	368,755										617,140	248,385	
Transit Service Revenue					6,934,713			6,934,713	5,413,511	1,521,202										6,934,713	5,413,511	
Vanpool Fares																						
Paratransit Services Revenue					396,143			396,143	654,993	(258,850)										396,143	654,993	
Consignment									865,000	(865,000)											865,000	
Vanpool Subsidies																						
Vehicle Rental Taxes					4,117,647			4,117,647	5,183,600	(1,065,953)	885,300	1,114,500	(229,200)	432,400	544,300	(111,900)						
GoDurham Reimbursement		1,552,115						1,552,115	1,110,393	441,722										1,552,115	1,110,393	
COVID-19 Reimbursement	15,799,744							15,799,744	7,872,802	7,926,942										15,799,744	7,872,802	
Rental Income							100,000	100,000	654,427	(554,427)										100,000	654,427	
Durham Allocation									455,600	(455,600)											455,600	
Orange Allocation									189,400	(189,400)											189,400	
Wake Allocation									128,500	(128,500)											128,500	
Investment Earnings/Unrealized Gain (Loss)	400,000				745,000			1,145,000	1,071,973	73,027										1,145,000	1,071,973	
<b>Total Revenues</b>	<b>24,433,160</b>	<b>1,552,115</b>	<b>4,862,647</b>	<b>11,187,996</b>	<b>1,562,542</b>	<b>32,641,563</b>	<b>100,000</b>	<b>1,541,372</b>	<b>77,881,395</b>	<b>50,832,419</b>	<b>27,048,976</b>	<b>58,559,708</b>	<b>42,256,355</b>	<b>16,303,353</b>	<b>14,211,271</b>	<b>13,784,660</b>	<b>426,611</b>	<b>286,733,899</b>	<b>235,941,554</b>	<b>49,338,976</b>	<b>437,386,273</b>	<b>342,814,988</b>
<b>EXPENDITURES</b>																						
Board	155,555							155,555	138,205	17,350	4,400	7,600	(3,200)	1,800	3,100	(1,300)	9,700	14,700	(5,000)	171,455	163,605	
Executive Office	652,793							652,793	419,462	233,331										652,793	419,462	
Operations Office	176,795							176,795	333,711	(156,916)										176,795	333,711	
Talent Services	773,903							773,903	831,780	(57,877)	22,700	19,200	3,500	9,300	7,900	1,400				855,103	896,080	
Communications & Public Relations	953,715	113,704						1,067,419	1,085,866	(18,447)	355,602	341,300	14,300	87,702	83,910	3,790				2,394,905	2,259,223	
Johnston County	190,000							190,000	250,000	(60,000)										190,000	250,000	
Legal	605,993							605,993	761,978	(155,985)	200,700	197,400	3,300	44,900	44,580	320				1,000,025	1,148,729	
Real Estate	337,433	12,269						349,703	433,535	(83,832)	179,200	176,000	3,200	40,200	39,810	390				743,212	861,202	
Capital Development	368,551	323,844						692,395	475,768	216,627	550,700	518,200	32,500	154,300	153,550	750				2,197,826	1,924,467	
Finance/IT	1,923,299	135,341						2,058,639	2,130,457	(71,818)	500,700	485,600	15,100	323,300	312,610	10,690				3,636,337	3,734,297	
Administration	470,363	171,542						641,905	589,549	52,356	33,600	32,300	1,300	33,400	32,139	1,261				708,905	653,987	
EEO/DBE	206,027							206,027	151,356	54,671	5,700	3,700	2,000	2,300	1,500	800				226,526	163,656	
Unemployment Claims	77,000							77,000	77,602	(602)										77,000	77,602	
GoDurham		19,000						19,000	23,000	(4,000)										19,000	23,000	
Plaza Building	383,851							383,851	473,300	(89,449)	39,400	43,500	(4,100)	16,200	17,900	(1,700)				87,499	84,200	
Bus Supervision		324,890						2,893,037	2,476,530	416,507										2,922,126	2,501,173	
Bus Operations								11,399,400	11,307,067	92,333										11,399,400	11,307,067	
Bus Maintenance								5,615,483	5,712,938	(97,455)										5,615,483	5,712,938	
Vanpool								252,066	511,797	(259,731)										252,066	511,797	
Paratransit								2,954,265	3,090,375	(136,110)										2,954,265	3,090,375	
Regional Services - Planning		160,295						489,498	600,767	(111,269)	455,700	196,900	258,800	53,300	51,000	2,300				140,887	116,058	
Regional Services		291,230						493,841	549,239	(55,398)										493,841	549,239	
Regional Call Center								1,081,990	1,013,797	68,193										63,957	62,397	
Sustainable Travel Services								786,077	867,994	(81,917)										786,077	867,994	
Capital Outlay								33,288,038	898,500	3,054,470	37,241,008	19,132,912	18,108,096	33,258,694	31,342,105	1,916,589	8,243,671	6,066,210	2,177,461	212,042,223	191,069,424	
Transit Service Partners								8,048,700	7,462,877	585,823	8,048,700	7,462,877	585,823	4,210,600	4,077,031	133,569				24,401,588	21,982,535	
<b>Total Expenditures</b>	<b>7,275,278</b>	<b>1,552,115</b>		<b>22,789,361</b>	<b>2,399,880</b>	<b>33,288,038</b>	<b>898,500</b>	<b>3,054,470</b>	<b>71,257,643</b>	<b>53,438,985</b>	<b>17,818,658</b>	<b>43,655,796</b>	<b>40,826,682</b>	<b>2,829,112</b>	<b>13,220,973</b>	<b>10,891,240</b>	<b>2,329,730</b>	<b>239,597,494</b>	<b>216,085,610</b>	<b>23,511,881</b>	<b>367,731,905</b>	<b>321,242,516</b>

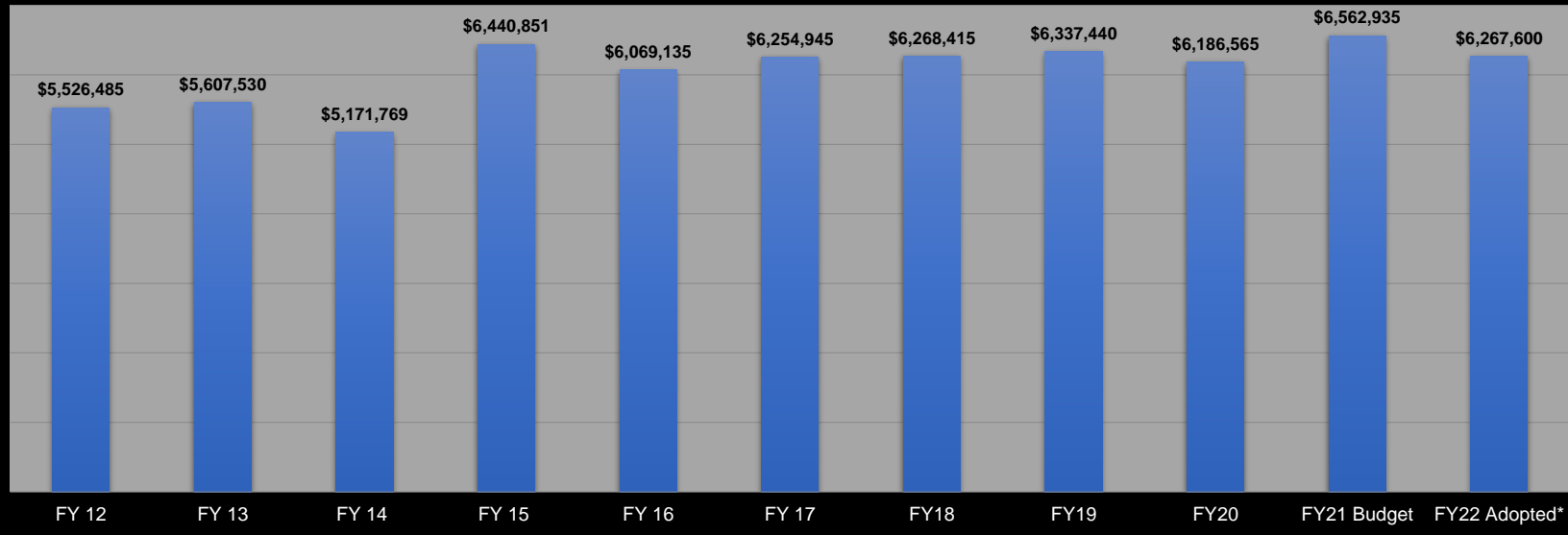
	FY22 GoTriangle Budget								FY22 Durham County Budget			FY22 Orange County Budget			FY22 Wake County Budget			GoTriangle, Durh, Org, and Wake County FY22 Total Adopted	GoTriangle, Durh, Org, and Wake County FY21 Total Amended			
	General Fund	GoDurham	Maj Transit Investment Fund	Regional Bus Fund	Rideshare Fund	Regional Capital Project Fund	Major Capital Projects Fund	Technology Capital Project Fund	FY22 GoTriangle Adopted	FY21 GoTriangle Amended	Delta	FY22 Durham County Adopted	FY21 Durham County Amended	Delta	FY22 Orange County Adopted	FY21 Orange County Amended	Delta			FY22 Wake County Adopted	FY21 Wake County Amended	Delta
<b>OTHER FINANCING USES</b>																						
Opt Transf To Bus Fund	(11,601,366)			11,601,366																		
Opt Transf To Rideshare Fund	(837,339)				837,339																	
Opt Transf To Bus Cap Fund	(646,475)					646,475																
Opt Transf To Tech Cap Fund	(1,513,098)						1,513,098															
Opt Transf From Maj Capital Proj Fund	(4,746,960)		3,948,460																			
Opt Transf From Gen Fund																						
Opt Transf From D-O Transit																						
Transfer to Wake Capital																						
Opt Transf From Wake Transit																						
Opt Transf to Other Transit Partners																						
Opt Transf to Bus Fund																						
<b>Total Operating Transfers</b>	<b>(19,345,238)</b>		<b>3,948,460</b>	<b>11,601,366</b>	<b>837,339</b>	<b>646,475</b>	<b>798,500</b>	<b>1,513,098</b>														
<b>Total Expenditures and Operating Transfers</b>	<b>(21,873,556)</b>	<b>(1,552,115)</b>		<b>(11,187,996)</b>	<b>(1,562,542)</b>	<b>(32,641,563)</b>	<b>(898,500)</b>	<b>(1,541,372)</b>	<b>(71,257,643)</b>	<b>(53,438,985)</b>	<b>(17,818,658)</b>	<b>(43,655,793)</b>	<b>(40,826,682)</b>	<b>(2,829,112)</b>	<b>(13,220,971)</b>	<b>(10,891,240)</b>	<b>(2,329,730)</b>	<b>(239,597,491)</b>	<b>(216,085,610)</b>	<b>(23,511,881)</b>	<b>(367,731,905)</b>	<b>(321,242,516)</b>
Change in Balance	(2,187,356)		8,811,107						6,623,752	(2,606,566)	9,230,318	14,903,915	1,429,673	13,474,241	990,300	2,893,420	(1,903,120)	47,136,408	19,855,944	27,280,464	69,654,368	21,572,472

### GoTriangle Revenue and Expense Trends (Excludes Durham-Orange and Wake)



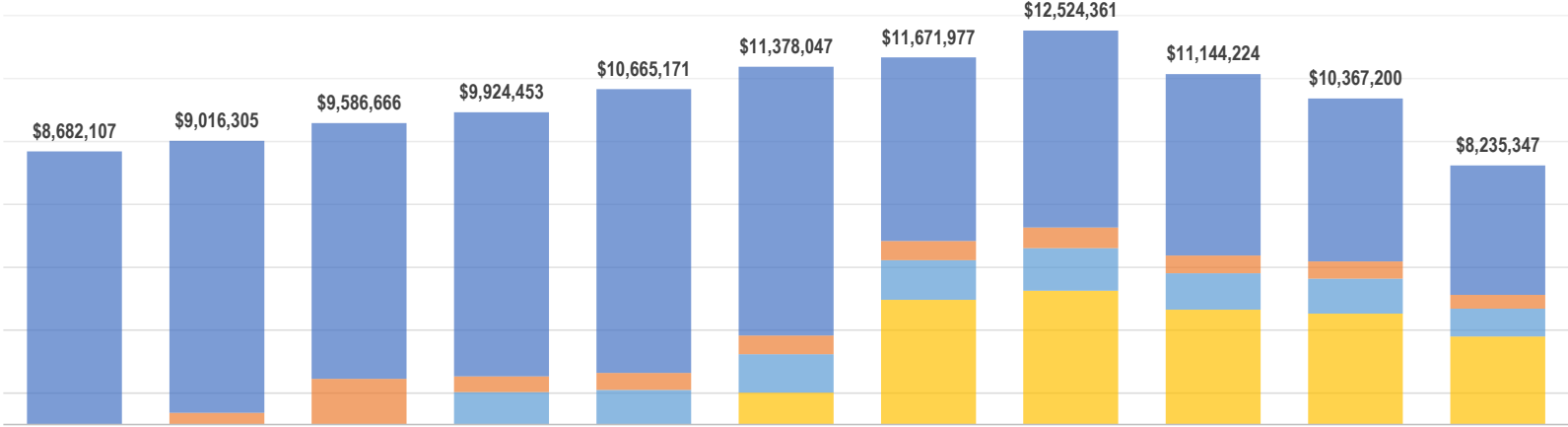
\*Applies to FY14-FY19. FY20 and beyond includes transit services.

## GoTriangle Vehicle Registration Tax (\$5)



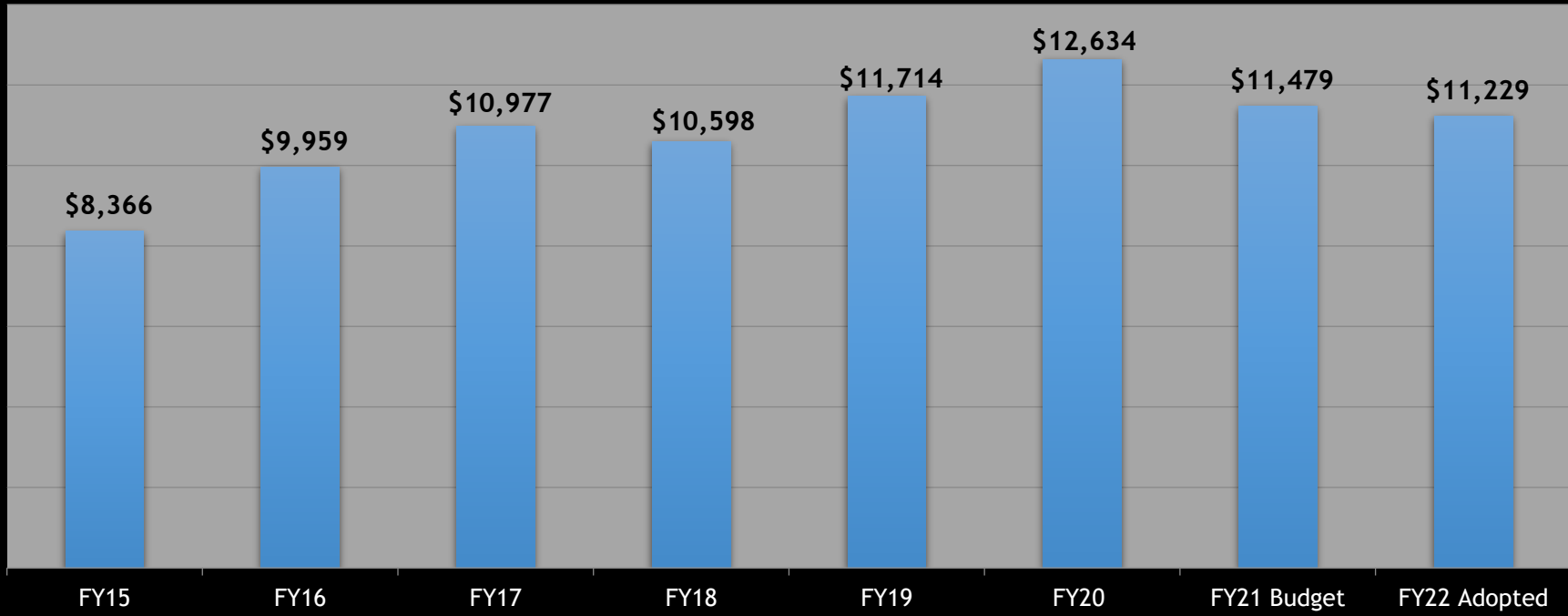
\*Assumes a 4.5% decrease from FY21 Budget

## GOTRIANGLE/DURHAM/ORANGE/WAKE VEHICLE RENTAL TAX REVENUE



	FY 12	FY 13	FY 14	FY 15	FY 16	FY 17	FY 18	FY 19	FY 20	FY 21 Budget	FY 22 Adopted
Total	8,682,107	9,016,305	9,586,666	9,924,453	10,665,171	11,378,047	11,671,977	12,524,361	11,144,224	10,367,200	8,235,347
GoTriangle	8,682,107	8,640,833	8,133,773	8,396,090	9,022,735	8,548,245	5,835,988	6,262,180	5,770,898	5,183,600	4,117,647
Orange		375,472	1,452,893	501,182	538,591	596,712	612,779	657,529	564,199	544,300	432,400
Durham				1,027,181	1,103,845	1,221,855	1,254,737	1,346,369	1,155,265	1,114,500	885,300
Wake						1,011,235	3,968,472	4,258,283	3,653,862	3,524,800	2,800,000

## Annual Healthcare Cost per Employee





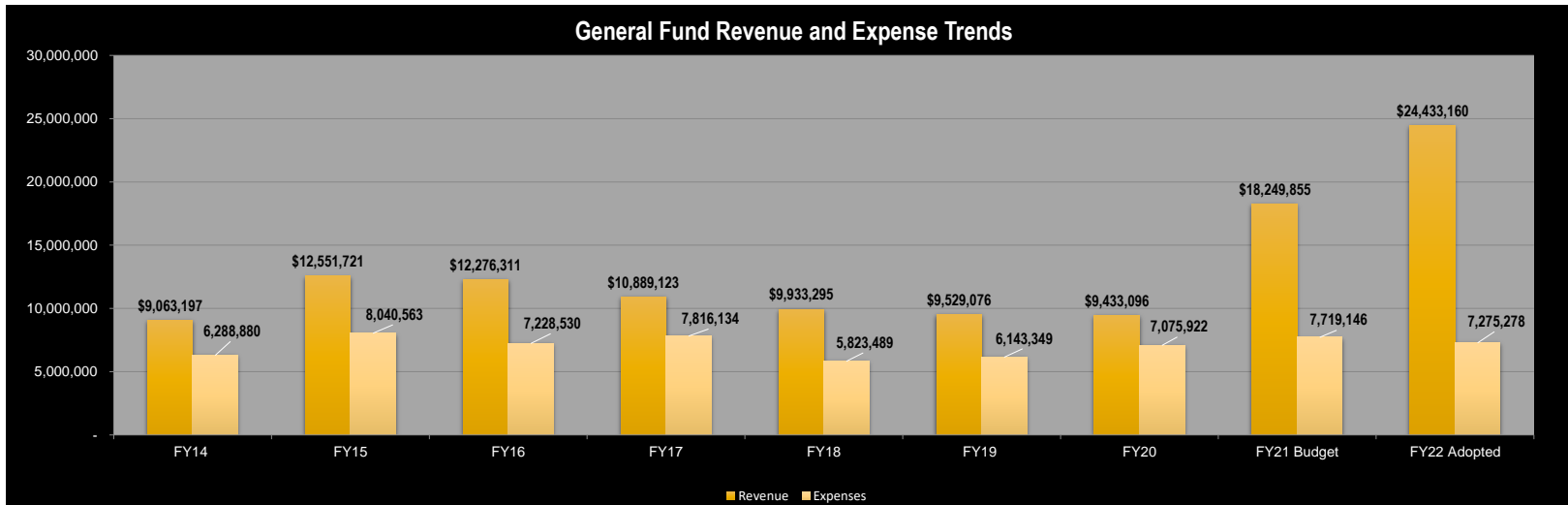
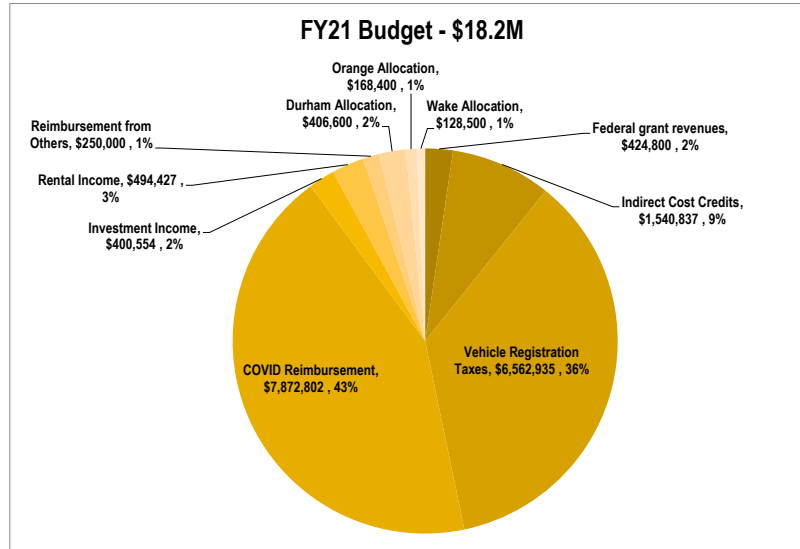
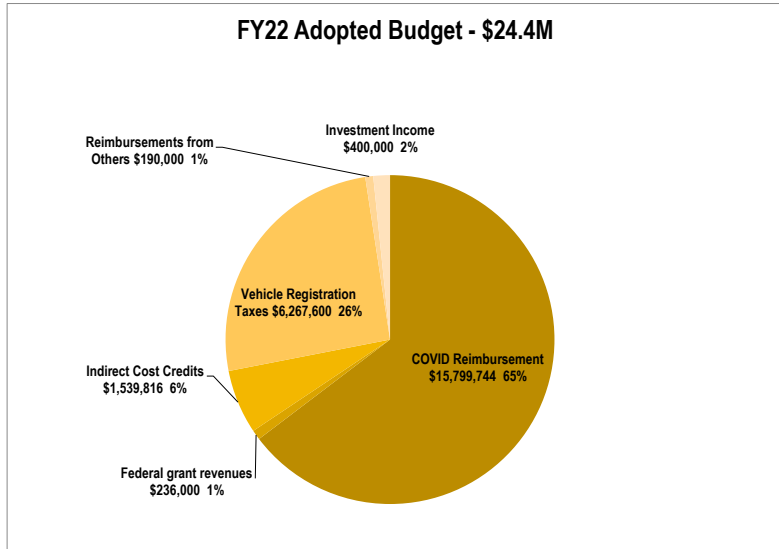


#### **IV. REVENUE FUNDS**

**FY22 Budget Summary  
GENERAL FUND**

	<b>FY2022 Proposed</b>	<b>FY2021 Budget</b>	<b>Delta FY22 to FY21</b>	<b>FY2020 Actuals</b>	<b>Delta FY22 to FY20</b>
<b>REVENUES</b>					
<b>Inter-governmental revenue:</b>					
Federal Grant Revenues	\$236,000	\$424,800	(\$188,800)		\$236,000
Local Grant Revenues				87,396	(87,396)
Reimbursement from others	190,000	250,000	(60,000)		190,000
Indirect Cost Credits	1,539,816	1,540,837	(1,021)	1,520,695	19,121
Misc. Revenue				186,922	(186,922)
\$5 Vehicle Registration Taxes	6,267,600	6,562,935	(295,335)	6,186,565	81,035
COVID-19 Reimbursement	15,799,744	7,872,802	7,926,942		10,659,733
Rental Income		494,427	(494,427)		
Investment Earnings/Unrealized Gain (Loss)	400,000	400,554	(554)	413,516	(13,516)
Transit Plan Allocation					
Durham Co Allocation*		406,600	(406,600)		
Orange Co Allocation*		168,400	(168,400)		
Wake Co Allocation*		128,500	(128,500)		
<b>Total Revenues</b>	<b>24,433,160</b>	<b>18,249,855</b>	<b>6,183,305</b>	<b>8,395,094</b>	<b>10,898,055</b>
<b>EXPENDITURES (Excludes impact of Compensation Study)</b>					
Board	155,555	138,205	17,350	118,422	37,133
Executive Office	652,793	419,462	233,331	841,004	(282,575)
Operations Office	176,795	333,711	(156,916)		176,795
Talent Services	773,903	831,780	(57,877)	545,807	228,096
Communications & Public Relations	953,715	1,020,863	(67,148)	859,785	93,930
Legal	605,993	646,978	(40,985)	656,225	(50,232)
Real Estate	337,433	414,136	(76,703)		337,433
Capital Development	368,551	266,251	102,300	357,575	10,975
Finance/IT	1,923,299	2,095,452	(172,153)	1,477,519	445,779
Administration	470,363	508,050	(37,687)	452,287	18,076
EEO/DBE	206,027	145,356	60,671	120,398	85,629
Johnston County	190,000	250,000	(60,000)		190,000
Unemployment Claims	77,000	77,602	(602)		77,000
Plaza Building	383,851	588,300	(204,449)	593,182	(209,331)
<b>Total Department Expenditures</b>	<b>7,275,278</b>	<b>7,736,146</b>	<b>(460,868)</b>	<b>6,022,204</b>	<b>1,158,708</b>
<b>OTHER FINANCING USES</b>					
Opt Transf To Bus Fund	(11,601,366)	(13,374,382)	(1,773,016)	(8,651,587)	(2,949,779)
Opt Transf To Rideshare Fund	(837,339)	(855,929)	(18,590)	(901,040)	63,701
Opt Transf To Bus Cap Fund	(646,475)	(2,199,186)	(1,552,711)	(3,949,675)	3,303,200
Opt Transf To Tech Cap Fund	(1,513,098)	(1,356,057)	157,041	(506,205)	(1,006,893)
<b>Total other financing uses</b>	<b>(14,598,278)</b>	<b>(17,785,554)</b>	<b>(3,187,276)</b>	<b>(14,008,507)</b>	<b>(589,771)</b>
<b>Total expenditures and other financing uses</b>	<b>(21,873,556)</b>	<b>(25,521,700)</b>	<b>(3,648,144)</b>	<b>(20,030,711)</b>	<b>(1,842,845)</b>
Opt Transf From MTIF	(4,746,960)	4,719,675	9,466,635	9,632,546	(14,379,506)
<b>Change in Balance</b>	<b>(2,187,356)</b>	<b>(2,552,170)</b>	<b>(364,814)</b>	<b>(2,003,071)</b>	<b>(184,285)</b>
<b>Criteria:</b>					
Decrease in balance should not exceed 10% of total expenses and financing uses	(2,187,356)	(2,552,170)	(364,814)	(2,003,071)	(184,285)
% of fund balance used to finance expend.	10%	10%			
% of available rental tax used	-115%	91%			
*Allocation methodology change (FY22 - \$852K FY21 - \$704K)					

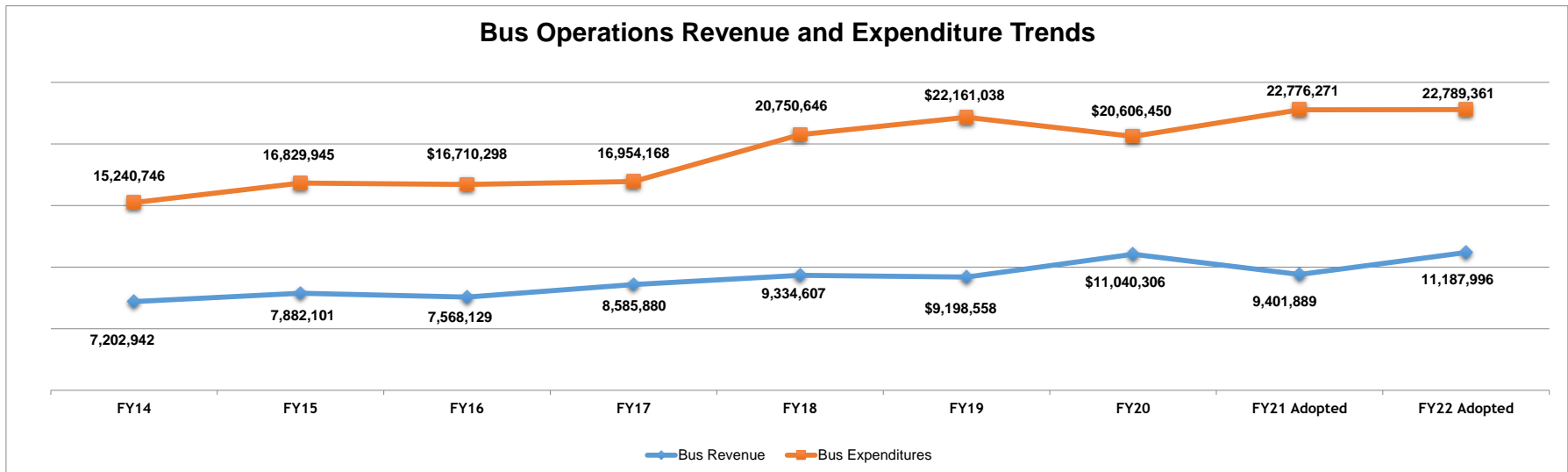
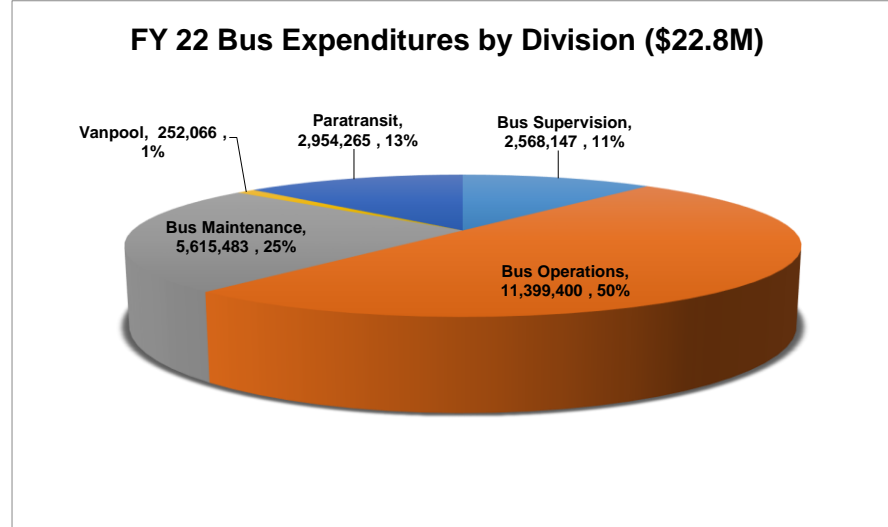
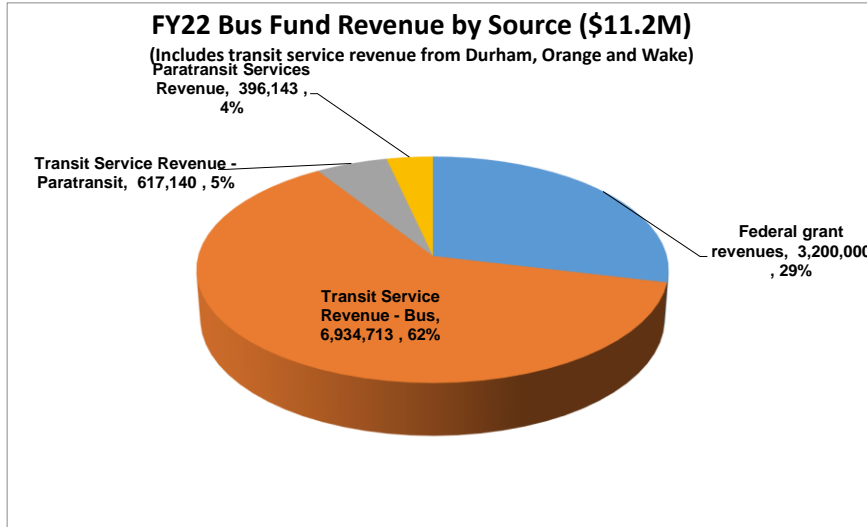
## GENERAL FUND REVENUE OVERVIEW



**FY22 Budget Summary  
REGIONAL BUS SERVICE FUND**

	FY2022	FY2021		FY2020	Delta
	Proposed	Budget	FY22 to FY21	Actuals	FY22 to FY20
<b>REVENUES</b>					
<b>Inter-governmental revenue:</b>					
Federal Grant Revenues	\$3,200,000	\$1,600,000	\$1,600,000	\$44,454	\$3,155,546
State Grant Revenues				2,655,729	(2,655,729)
Local Grant Revenues				53,408	(53,408)
Misc. Revenue				122,529	(122,529)
Bus Accident Damage Reimbursement	40,000	40,000		51,754	(11,754)
Bus Fares		580,000	(580,000)	529,545	(529,545)
Transit Svc Revenue - Paratransit	617,140	248,385	368,755		617,140
Transit Service Revenue	6,934,713	5,413,511	1,521,202	6,256,193	678,520
Vanpool Fares				952	(952)
Paratransit Services Revenue	396,143	654,993	(258,850)	550,453	(154,310)
Consignment		865,000	(865,000)	738,936	(738,936)
Vanpool Subsidies				6,143	(6,143)
Investment Earnings/Unrealized Gain (Loss)				30,210	(30,210)
<b>Total Revenues</b>	<b>\$11,187,996</b>	<b>\$9,401,889</b>	<b>\$1,786,107</b>	<b>\$11,040,306</b>	<b>\$147,690</b>
<b>EXPENDITURES (Excludes impact of Compensation Study)</b>					
Bus Supervision	\$2,568,147	\$2,154,094	\$414,053	\$2,004,958	\$563,189
Bus Operations	11,399,400	11,307,067	92,333	10,448,255	951,145
Bus Maintenance	5,615,483	5,712,938	(97,455)	4,971,333	644,150
Vanpool	252,066	511,797	(259,730)	400,501	(148,435)
Paratransit	2,954,265	3,090,375	(136,110)	2,781,403	172,862
<b>Total Expenditures</b>	<b>\$22,789,361</b>	<b>\$22,776,271</b>	<b>\$13,091</b>	<b>\$20,606,450</b>	<b>\$2,182,911</b>
<b>OTHER FINANCING SOURCE</b>					
Opt Transf From Gen Fund	\$11,601,366	\$13,374,382	(\$1,773,016)	\$9,566,142	\$2,035,224
<b>Total other financing source</b>	<b>\$11,601,366</b>	<b>\$13,374,382</b>	<b>(\$1,773,016)</b>	<b>\$9,566,142</b>	<b>\$2,035,224</b>
<b>Total expenses and other financing source</b>	<b>\$11,187,996</b>	<b>\$9,401,889</b>	<b>\$1,786,107</b>	<b>\$11,040,308</b>	<b>\$147,688</b>
<b>Change in Balance</b>	<b>\$ -</b>	<b>\$ -</b>	<b>\$ -</b>	<b>\$ -</b>	<b>\$ -</b>
*Excludes GoDurham					
Cost Per Hour	\$129	\$132	(\$3)	\$141	(\$12)

## BUS FUND OVERVIEW



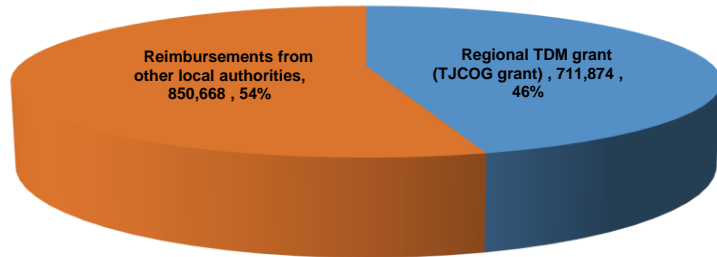
**FY22 Budget Summary  
RIDESHARE FUND**

	FY2022	FY2021		FY2020	Delta
	Proposed	Budget	FY22 to FY21	Actuals	FY22 to FY20
<b>REVENUES</b>					
<b>Inter-governmental revenue:</b>					
Federal Grant Revenues		\$80,000	(\$80,000)		
State Grant Revenues		20,000	(20,000)		
Local Grant Revenues	711,874	815,810	(103,936)	465,151	246,723
Reimbursement from others	850,668	858,524	(7,856)	834,585	16,083
Misc. Revenue				1,236	(1,236)
Durham Co Allocation*		49,000	(49,000)		
Orange Co Allocation*		21,000	(21,000)		
Wake Co Allocation*					
<b>Total Revenues</b>	<b>\$1,562,542</b>	<b>\$1,844,334</b>	<b>(\$281,792)</b>	<b>\$1,300,972</b>	<b>\$261,570</b>
<b>EXPENDITURES (Excludes impact of Compensation Study)</b>					
Regional Services - Planning	\$329,202	\$476,319	(\$147,117)		\$329,202
Regional Services	202,611	342,153	(139,542)	596,736	(394,125)
Regional Call Center	1,081,990	1,013,797	68,193	964,808	117,182
Sustainable Travel Services	786,077	867,994	(81,916)	649,731	136,346
<b>Total Expenditures</b>	<b>\$2,399,880</b>	<b>\$2,700,263</b>	<b>(\$300,382)</b>	<b>\$2,211,275</b>	<b>\$188,605</b>
<b>OTHER FINANCING SOURCE</b>					
Opt Transf From Gen Fund	\$837,339	\$855,929	(\$18,590)	\$910,303	(\$72,964)
<b>Total other financing source</b>	<b>\$837,339</b>	<b>\$855,929</b>	<b>(\$18,590)</b>	<b>\$910,303</b>	<b>(\$72,964)</b>
<b>Total expenses and other financing source</b>	<b>\$1,562,542</b>	<b>\$1,844,334</b>	<b>(\$281,792)</b>	<b>\$1,300,973</b>	<b>\$261,569</b>
<b>Change in Balance</b>	<b>\$ -</b>	<b>\$ -</b>	<b>\$ -</b>	<b>\$ -</b>	<b>\$ -</b>

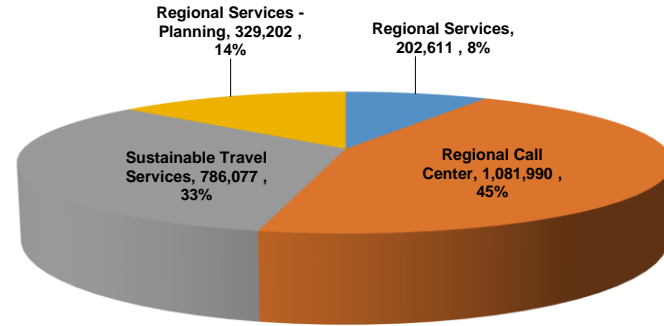
\*Allocation methodology change (FY22 - \$55K FY21 - \$70K )

## RIDESHARE FUND OVERVIEW

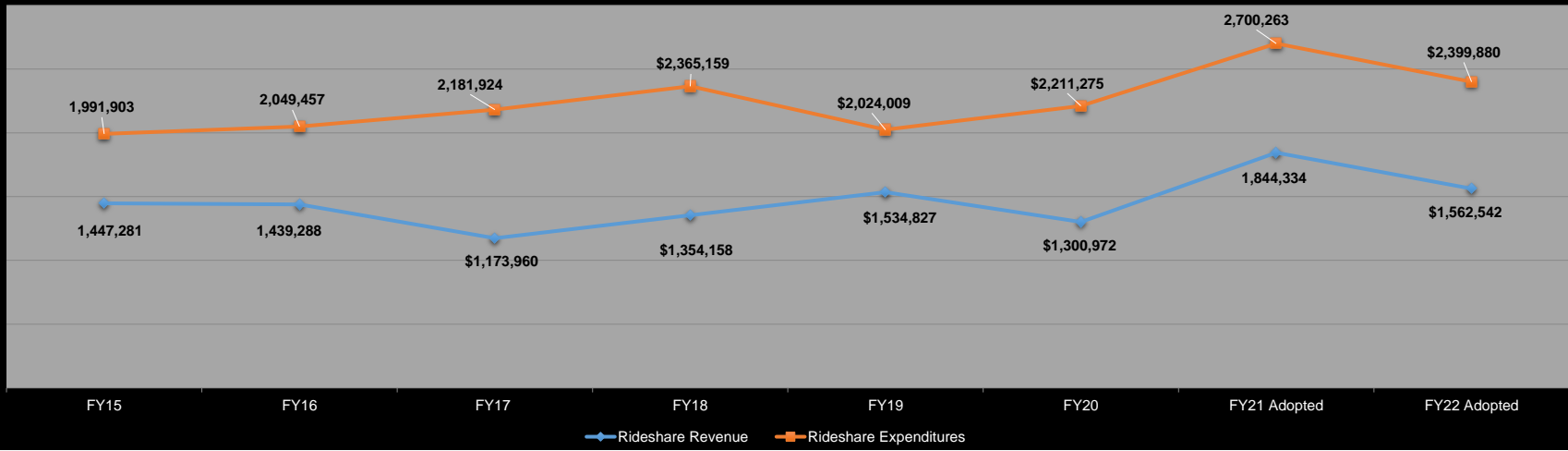
**FY 22 Rideshare Revenue by Source (\$1.6M)**



**FY 22 Rideshare Expenditures by Division (\$2.4M)**



**Rideshare Revenue and Expenditure Trends**



**FY22 Budget Summary**  
**MAJOR TRANSIT INVESTMENT FUND/MAJOR CAPITAL PROJECT FUND**

	FY2022	FY2021		FY2020	Delta
	Proposed	Budget (Amend)	FY22 to FY21	Actuals	FY22 to FY20
<b>REVENUES</b>					
<b>Inter-governmental revenue:</b>					
Vehicle Rental Taxes	\$8,235,347	\$10,367,200	(\$2,131,853)	\$11,144,224	(\$2,908,877)
Less Rental Tax Transfer to Durham, Orange & Wake*	(4,117,647)	(5,183,600)	1,065,953	(5,770,898)	1,653,251
Rental Income	100,000	160,000	(60,000)	104,658	(4,658)
Investment Earnings/Unrealized Gain (Loss)	745,000	671,419	73,581	1,045,268	(300,268)
<b>Total Revenues</b>	<b>4,962,700</b>	<b>6,015,019</b>	<b>(1,052,319)</b>	<b>6,523,252</b>	<b>(1,560,552)</b>
<b>EXPENDITURES</b>					
Other Capital Expenditures	898,500	1,366,740	(468,240)	6,865,193	(5,966,693)
<b>Total Expenditures</b>	<b>898,500</b>	<b>1,366,740</b>	<b>(468,240)</b>	<b>6,865,193</b>	<b>(5,966,693)</b>
Transfer to General Fund	(4,746,960)	4,719,675	(9,466,635)	(55,631)	(4,691,329)
Total Change in MTIF Balance	<b>(682,760)</b>	<b>9,367,954</b>	<b>(10,050,714)</b>	<b>6,920,824</b>	<b>(7,603,584)</b>

\* A portion of the rental tax is budgeted in the FY22 Durham Transit Plan, Orange Transit Plan and the Wake County Transit Plan



**FY22 Budget Summary  
GoDURHAM**

	<u>FY2022</u>	<u>FY2021</u>		<u>FY2020</u>	<u>Delta</u>
	<u>Proposed</u>	<u>Budget</u>	<u>FY22 to FY21</u>	<u>Actuals</u>	<u>FY22 to FY20</u>
<b>REVENUES</b>					
<b>Inter-governmental revenue:</b>					
GoDurham Reimbursement	\$1,552,115	\$1,110,393	\$441,722	\$1,053,593	\$498,522
<b>Total Revenues</b>	<b>1,552,115</b>	<b>1,110,393</b>	<b>441,722</b>	<b>1,053,593</b>	<b>498,522</b>
<b>EXPENDITURES (Excludes impact of compensation study)</b>					
Communications & Public Affairs	113,703	115,003	(1,300)	94,536	19,167
Real Estate	12,269	19,399	(7,130)		12,269
Capital Development	323,844	84,517	239,327	95,857	227,987
Finance/IT	135,341	136,005	(664)	117,276	18,065
Administration	171,542	78,499	93,043	110,791	60,751
GoDurham	19,000	23,000	(4,000)	45,901	(26,901)
Bus Supervision	324,890	322,436	2,454	303,683	21,207
Regional Services - Planning	160,295	124,448	35,847		160,295
Regional Services	291,230	207,086	84,144	267,575	23,655
<b>Total Expenditures</b>	<b>1,552,114</b>	<b>1,110,393</b>	<b>441,721</b>	<b>1,035,619</b>	<b>516,495</b>



## **V. CAPITAL PROJECTS**

**FY22 Budget Summary  
REGIONAL CAPITAL FUND**

	FY2022	FY2021		FY2020	
			Delta		Delta
	Adopted	Budget	FY22 to FY21	Actuals	FY22 to FY20
<b>REVENUES</b>					
<b>Inter-governmental revenue:</b>					
Federal Grant Revenues	\$13,959,570	\$2,879,289	\$11,080,281	\$27,682	\$13,931,888
Reimbursement from others	17,636,914	9,632,897	\$8,004,017		17,636,914
Prior Year Carryforward	1,045,079		\$1,045,079		1,045,079
<b>Total Revenues</b>	<b>32,641,563</b>	<b>12,512,186</b>	<b>20,129,377</b>	<b>27,682</b>	<b>32,613,881</b>
<b>EXPENDITURES</b>					
Capital Outlay	33,288,038	14,711,372	18,576,666	3,977,357	29,310,681
<b>Total Expenditures</b>	<b>33,288,038</b>	<b>14,711,372</b>	<b>18,576,666</b>	<b>3,977,357</b>	<b>29,310,681</b>
<b>OTHER FINANCING SOURCE</b>					
Opt Transf From Gen Fund	(646,475)	2,199,186	(1,552,711)	3,949,675	(3,303,200)
<b>Total other financing source</b>	<b>(646,475)</b>	<b>2,199,186</b>	<b>(1,552,711)</b>	<b>3,949,675</b>	<b>(3,303,200)</b>
<b>Total expenses and other financing source</b>	<b>32,641,563</b>	<b>12,512,186</b>	<b>20,129,377</b>	<b>27,682</b>	<b>32,613,881</b>
<b>Change in Balance</b>	<b>\$ -</b>	<b>\$ -</b>	<b>\$ -</b>	<b>\$ -</b>	<b>\$ -</b>

**FY22 Budget Summary  
ADVANCED TECHNOLOGY FUND**

	<u>FY2022</u>	<u>FY2021</u>		<u>FY2020</u>	<u>Delta</u>
	<u>Adopted</u>	<u>Budget</u>	<u>FY22 to FY21</u>	<u>Actuals</u>	<u>FY22 to FY20</u>
<b>REVENUES</b>					
<b>Inter-governmental revenue:</b>					
State Grant Revenues	\$43,840	\$49,818	(\$5,978)		\$43,840
Reimbursement from others	1,497,532	1,648,925	(151,393)		1,497,532
<b>Total Revenues</b>	<b>\$1,541,372</b>	<b>\$1,698,743</b>	<b>(\$157,371)</b>		<b>\$1,541,372</b>
<b>EXPENDITURES</b>					
Capital Outlay	\$3,054,470	\$3,054,800	(\$330)	\$288,687	\$2,765,783
<b>Total Expenditures</b>	<b>\$3,054,470</b>	<b>\$3,054,800</b>	<b>(\$330)</b>	<b>\$288,687</b>	<b>\$2,765,783</b>
<b>OTHER FINANCING SOURCE</b>					
Opt Transf From Gen Fund	\$1,513,098	\$1,356,057	\$157,041	\$288,687	\$1,224,411
<b>Total other financing source</b>	<b>\$1,513,098</b>	<b>\$1,356,057</b>	<b>\$157,041</b>	<b>\$288,687</b>	<b>\$1,224,411</b>
<b>Total expenses and other financing source</b>	<b>\$1,541,372</b>	<b>\$1,698,743</b>	<b>(\$157,371)</b>		<b>\$1,541,372</b>
<b>Change in Balance</b>	<b>\$ -</b>	<b>\$ -</b>	<b>\$ -</b>	<b>\$ -</b>	<b>\$ -</b>

## FY22 GoTriangle Capital Projects

FY 22 Advanced Technology Capital Projects								
Project	Cost	Federal	Durham Transit Plan	Orange Transit Plan	Wake Transit Plan	NCDOT	GoTriangle	GoTriangle Match %
Enterprise Resource Planning (ERP)/E-Builder*	\$ 3,000,000		\$ 581,447	\$ 166,085	\$ 750,000		\$ 1,502,468	50%
Share the Ride NC*	54,470					43,840	10,630	20%
<b>TOTAL</b>	<b>\$ 3,054,470</b>	<b>\$ -</b>	<b>\$ 581,447</b>	<b>\$ 166,085</b>	<b>\$ 750,000</b>	<b>\$ 43,840</b>	<b>\$ 1,513,098</b>	<b>70%</b>

FY 22 Regional Capital Projects								
Project	Cost	Federal	Durham Transit Plan	Orange Transit Plan	Wake Transit Plan	NCDOT	GoTriangle	GoTriangle Match %
I-540 Bus on Shoulders Improvements*	\$ 156,000	\$ 124,800			\$ 31,200			0%
Board Live Streaming Upfit	\$ 100,000						100,000	100%
Transit Facilities Study*	1,425,650	240,000	975,000	37,500	113,150		60,000	4%
Regional Transit Center	6,000,000	3,000,000	600,000	300,000	2,100,000			0%
Raleigh Union Station Phase II - RUS BUS	13,191,884	6,952,123			6,239,761			0%
Paratransit Relocation & Upfit*	1,431,807	195,000			568,124		668,683	47%
Repower 14 Gilligs (\$155,638 ea)	2,178,932	467,714	334,353	170,470	1,089,466		116,929	5%
Repower 3 Gilligs (\$155,638 ea)*	466,914	100,224	71,647	36,529	233,457		25,056	5%
Mebane Park & Ride	50,630	40,000		10,630				0%
Bus Stop Signage Rebranding	74,000	19,200	8,987	13,426	32,003		384	1%
Downtown Apex Transfer Point Improvements	333,000	166,500			166,500			0%
Bus Stop Improvements Wake*	1,576,710	572,000			1,004,710			0%
BOMF Fuel Line System Replacement	225,000	180,000					45,000	20%
Asphalt Resurfacing/Scissor Lift*	48,200	38,560					9,640	20%
Roof Renovations*	8,500	6,800					1,700	20%
Facility Repairs and Operational Improvements	220,000						220,000	100%
Updating Vehicle & Dispatch Radio Comm. Sys**	1,400,000	1,120,000					280,000	20%
Purchase (1) Support Vehicle	40,000	32,000					8,000	20%
Safety & Security (required 1%)	28,811	23,049					5,762	20%
Purchase (6) Fixed Route Buses for Replacement	3,480,000		1,044,000	696,000	1,740,000			0%
Purchase (4) Paratransit LTV's	352,000	281,600					70,400	20%
Priority Transit Access Improvements	100,000	80,000		20,000				0%
RTC Park and Ride Paving Project	150,000	120,000					30,000	20%
Plaza 2nd Floor Renovation	250,000	200,000					50,000	20%
<b>TOTAL</b>	<b>\$ 33,288,038</b>	<b>\$ 13,959,571</b>	<b>\$ 3,033,987</b>	<b>\$ 1,284,556</b>	<b>\$ 13,318,371</b>	<b>\$ -</b>	<b>\$ 1,691,554</b>	<b>5%</b>

\*Carryforward from FY21

\*\*Pending discussion with transit plans



## **VI. GRANTS**

Expected Grant Revenues for FY 2022

Prime: Deirdre Walker

			FTA Contribution	NCDOT Contribution	Durham Contribution	Orange Contribution	Wake Contribution	GoTriangle Contribution	Intergovernmental Contribution	Total Revenues
Federal Transit Administration (FTA) Grants	Grant Number	Purpose of Grant								
Section 5307 Formula Program Grant										
Planning	TBD (FY 2022)	To fund Planning studies from UPWP	\$ 236,000.00					\$ 99,000.00		\$ 295,000
Planning	TBD (FY 2021)	To fund Transit Facility Study	\$ 240,000		\$ 975,000	\$ 37,500	\$ 113,150	\$ 60,000		\$ 1,425,650
Preventive Maintenance- Bus Operations	TBD (FY 2022)	To fund preventive maintenance at Bus Operations Dept.	\$ 3,200,000	\$ -				\$ 800,000	\$ -	\$ 4,000,000
Capital Purchase - Safety and Security-1%	TBD (FY 2022)	To fund required 1% for Safety & Security	\$ 23,049					\$ 5,762		\$ 28,811
Capital Purchase - Repower Buses	TBD (FY 2022)	To fund the repowering of 14 buses	\$ 467,714	\$ -	\$ 334,353	\$ 170,470	\$ 1,089,466	\$ 116,929	\$ -	\$ 2,178,932
Capital Purchase - Fuel Line System Replacement	TBD (FY 2022)	To fund the purchase of a new fuel line system.	\$ 180,000					\$ 45,000		\$ 225,000
Capital Purchase - Updating Vehicle & Dispatch Radio Comm. System	TBD (FY 2022)	To fund the update of vehicle and radio dispatch system.	\$ 1,120,000					\$ 280,000		\$ 1,400,000
Capital Purchase - Bus Stop Signage Rebranding	TBD (FY 2022)	To fund the purchase of outdated signage	\$ 19,200					\$ 54,800		\$ 74,000
Capital Purchase - Priority Transit Access Improvements	TBD (FY 2022)	To fund the purchase of improvements	\$ 80,000					\$ 20,000		\$ 100,000
Capital Purchase - Regional Transit Center Park & Ride Paving Project	TBD (FY 2022)	To fund the purchase of paving at the RTC Park and Ride lot.	\$ 120,000					\$ 30,000		\$ 150,000
Capital Purchase - Plaza 2nd Floor Renovations	TBD (FY 2022)	To fund the purchase of renovations at Plaza building.	\$ 200,000					\$ 50,000		\$ 250,000
Capital Purchases-Roof and Asphalt	TBD (FY 2020)	To fund the renovation of roof and asphalt resurfacing/scissor lift	\$ 45,360					\$ 11,340		\$ 56,700
Capital Purchase-Repower Buses	TBD (FY 2021)	To fund the repowering of 3 buses	\$ 100,224		\$ 71,647	\$ 36,529	\$ 233,497	\$ 25,057		\$ 466,914
Capital Purchase - BOMF Renovation (Carryforward from FY 2017)	NC-90-X644	To fund BOMF Renovations (Paratransit)	\$ 195,000	\$ -	\$ -		\$ 568,124	\$ 666,683	\$ -	\$ 1,431,807
BUILD Grant										
RUS Bus Project	NC-2020-037	To fund the RUS Bus Project (Year 1)	\$ 6,852,123				\$ 6,239,761			\$ 13,191,884
Regional Transit Center	TBD (FY 2022)	To fund the Regional Transit Center	\$ 3,000,000		\$ 600,000	\$ 300,000	\$ 2,100,000			\$ 6,000,000
Section 5339 Bus and Bus Facilities										
Purchase Support Vehicle	TBD (FY 2022)	To purchase one support vehicle	\$ 32,000					\$ 8,000		\$ 40,000
Facilities										
Facility Repairs and Operational Improvements		To fund facility corrections						\$ 220,000		\$ 220,000
STP-DA FHWA/FTA Funds										
Wake County Amenities	NC-2019-012	To fund bus stop improvements (12) in Wake County	\$ 572,000	\$ -	\$ -		\$ 1,004,710	\$ -	\$ -	\$ 1,576,710
I-540 Bus On Shoulders Improvements	TBD (FY 21)	To fund BOSS at I-540	\$ 124,800				\$ 31,200			\$ 156,000
Downtown Apex Transfer Point Improvements	TBD (FY 22)	To fund improvements to Apex transfer point	\$ 166,500				\$ 166,500			\$ 333,000
Rolling Stock										
Fixed Route Vehicles		To fund the purchase of 6 fixed route vehicles for replacement			\$ 1,044,000	\$ 696,000	\$ 1,740,000			\$ 3,480,000
Section 5310 Elderly Persons and Persons with Disabilities										
Capital Purchase - Rolling Stock (Paratransit)	TBD (CAMPO)	To fund 4 replacement paratransit vehicles	\$ 281,600		\$ -		\$ -	\$ 70,400	\$ -	\$ 352,000
Burlington-Graham MPO funds										
Mebane Park & Ride Lot Study	TBD (FY 2022)	To fund a feasibility study for Mebane Park & Ride Lot.	\$ 40,000			\$ 10,630				\$ 50,630
<b>Total Federal Grants</b>			\$ 17,395,570	\$ -	\$ 3,025,000	\$ 1,251,129	\$ 13,286,368	\$ 2,524,971	\$ -	\$ 37,483,038
NC Dept. of Transportation (NCDOT) Grants										
Advanced Technology										
Advanced Technology Grant Application-ShareTheRideNC		To fund Share the Ride NC	\$ -	\$ 43,840.00	\$ -		\$ -	\$ 10,960.00	\$ -	\$ 54,800
ERP System		To fund the phase III of the ERP system			\$ 705,600	\$ 194,400	\$ 750,000	\$ 1,350,000.00		\$ 3,000,000
Rideshare Grants										
Regional Services Development/Sustainable Travel Services	TDMGOTRI22	To fund Regional Services/Sustainable Travel Services expenses	\$ -	\$ -	\$ -		\$ -	\$ 224,278.00	\$ 711,874.00	\$ 936,152
<b>Total NCDOT Grants</b>			\$ -	\$ 43,840	\$ 705,600	\$ 194,400	\$ 750,000	\$ 1,585,238	\$ 711,874	\$ 3,990,952
TOTALS:										
			\$ 17,395,570	\$ 43,840	\$ 3,730,600	\$ 1,445,529	\$ 14,036,368	\$ 4,110,209	\$ 711,874	\$ 41,473,990
GENERAL FUND in GREEN										
			\$ 236,000	\$ -	\$ -	\$ -	\$ -	\$ 59,000	\$ -	\$ 295,000
RIDESHARE FUND in YELLOW										
			\$ -	\$ -	\$ -	\$ -	\$ -	\$ 224,278	\$ 711,874	\$ 936,152
REGIONAL BUS SERVICE FUND in BLUE										
			\$ 3,200,000	\$ -	\$ -	\$ -	\$ -	\$ 800,000	\$ -	\$ 4,000,000
CAPITAL PROJECT FUND in BURNT ORANGE										
			\$ 13,959,570	\$ -	\$ -	\$ -	\$ -	\$ 1,665,971	\$ -	\$ 15,625,541
ADVANCED TECHNOLOGY FUND in PURPLE										
			\$ -	\$ 43,840	\$ -	\$ -	\$ -	\$ 1,360,960	\$ -	\$ 1,404,800
DURHAM FUND in PINK										
			\$ -	\$ -	\$ 3,730,600	\$ -	\$ -	\$ -	\$ -	\$ 3,730,600
Orange Fund in Orange										
			\$ -	\$ -	\$ -	\$ 1,445,529	\$ -	\$ -	\$ -	\$ 1,445,529
WAKE COUNTY FUND in GRAY										
			\$ -	\$ -	\$ -	\$ -	\$ 14,036,368	\$ -	\$ -	\$ 14,036,368
			\$ 17,395,570	\$ 43,840	\$ 3,730,600	\$ 1,445,529	\$ 14,036,368	\$ 4,110,209	\$ 711,874	\$ 41,473,990





**VII. TOTAL SPENDING AND HEADCOUNT BY  
PROJECT**

## GoTriangle FY 22 Summary of Total Spending and Headcount (Excludes D-O, Wake, & GoDurham)

	Total Spending			FTE		
	FY21 Budget (Amended)	FY22 Adopted	FY22 +/- FY21 Bud	FY21 Bud	FY22 Adopted	FY22 +/- FY21 Bud
Board	\$ 138,205	\$ 155,555	\$ 17,350	-	-	-
Administration	508,050	470,363	(37,687)	4.05	3.55	(0.50)
Executive Office	419,462	652,793	233,331	2.00	3.00	1.00
Chief Operations Office	333,711	176,795	(156,916)	2.00	1.00	(1.00)
EEO/DBE	145,356	206,027	60,671	1.00	2.00	1.00
Talent Services	831,780	773,903	(57,877)	5.00	5.00	-
Finance/IT	2,095,452	1,923,299	(172,153)	13.00	14.00	1.00
Comm. and Public Relations	1,020,863	953,715	(67,148)	7.50	7.50	-
Legal	646,978	605,993	(40,985)	2.00	2.00	-
Real Estate	414,136	337,433	(76,703)	2.85	2.95	0.10
Capital Development	266,251	368,551	102,300	3.23	2.43	(0.80)
Johnston County	250,000	190,000	(60,000)			
Vanpool	511,797	252,066	(259,731)	1.00	1.00	-
Bus Maintenance*	5,712,938	5,615,483	(97,455)	33.00	34.00	1.00
Bus Supervision*	2,154,094	2,568,147	414,053	17.60	22.60	5.00
Bus Operations*	11,307,067	11,399,400	92,333	95.00	95.00	-
Paratransit*	3,090,375	2,954,265	(136,110)	31.00	31.00	-
Sustainable Travel Services	867,994	786,077	(81,917)	5.00	5.00	-
Regional Call Center	1,013,797	1,081,990	68,193	9.00	9.00	-
Regional Services	342,153	202,611	(139,542)	2.20	1.50	(0.70)
Regional Services Planning	476,319	329,202	(147,117)	2.00	2.00	-
Plaza	588,300	383,851	(204,449)	-	-	-
<b>Operating/Personnel Expenses</b>	<b>\$ 33,135,078</b>	<b>\$ 32,387,519</b>	<b>(\$747,559)</b>	<b>238.43</b>	<b>244.53</b>	<b>6.10</b>
Unemployment Claims	77,602	77,000	(602)			
Capital	17,766,172	36,342,508	18,576,336			
Major Transit Direct Costs	1,366,740	898,500	(468,240)			
<b>Total Expenditures</b>	<b>\$ 52,345,592</b>	<b>\$ 69,705,527</b>	<b>\$ 17,359,935</b>			

\*Headcount allocated based on bus revenue hours

## Durham Transit Workplan

### FY22 Summary of Total Spending and Headcount

	FY21 Budget (Amended)	FY22 Adopted	FY22 +/- FY21 Bud	FTE (100%)		
				FY21 Bud	FY22 Adopted	FY22 +/- FY21 Bud
Board	\$ 7,600	\$ 4,400	\$ (3,200)	-	-	-
Talent Services	19,200	22,700	3,500	-	-	-
Comm. & Public Relations	341,300	355,600	14,300	1.50	1.50	-
Legal	197,400	200,700	3,300	0.82	0.82	-
Real Estate	176,000	179,200	3,200	0.77	0.77	-
Capital Development	518,200	550,700	32,500	2.82	2.82	0.0
Finance/IT	485,600	500,700	15,100	0.93	0.93	-
Administration	32,300	33,600	1,300	0.20	0.20	-
EEO/DBE	3,700	5,700	2,000	-	-	-
Plaza Building	43,500	39,400	(4,100)	-	-	-
Regional Services - Planning	196,900	455,700	258,800	-	-	-
Regional Services	-	-	0	-	-	-
GoTriangle Bus Operations	1,598,400	1,674,200	75,800	-	-	-
<b>Operating/Personnel Expenses</b>	<b>\$ 3,620,100</b>	<b>\$ 4,022,600</b>	<b>\$ 402,500</b>	<b>7.03</b>	<b>7.03</b>	<b>0.0</b>
<b>Capital / Other Expenditure</b>						
Transit Partners Operating Projects	\$ 5,864,477	\$ 6,374,500	\$ 510,023			
GoTriangle Capital Projects	15,860,953	15,210,239	(650,714)			
Transit Partners Capital Projects	15,481,152	18,048,455	2,567,303			
Allocation to Durham Fund Balance	1,429,673	14,903,915	13,474,242			
<b>Total Capital/Other Expenses</b>	<b>\$ 38,636,255</b>	<b>\$ 54,537,109</b>	<b>\$ 15,900,854</b>			
<b>Total Durham Expenses</b>	<b>\$ 42,256,355</b>	<b>\$ 58,559,709</b>	<b>\$ 16,303,354</b>			

# Orange Transit Workplan

## FY22 Summary of Total Spending and Headcount

	FY21 Budget (Amended)	FY22 Adopted	FY22 +/- FY21 Bud	FTE (100%)		
				FY21 Bud	FY22 Adopted	FY22 +/- FY21 Bud
Board	\$ 3,100	\$ 1,800	\$ (1,300)	-	-	-
Talent Services	7,900	9,300	1,400	-	-	-
Comm. & Public Relations	83,910	87,700	3,790	0.50	0.50	-
Legal	44,580	44,900	320	0.19	0.19	-
Real Estate	39,810	40,200	390	0.18	0.18	-
Capital Development	153,550	154,300	750	0.91	0.90	-
Finance/IT	312,610	323,300	10,690	0.93	0.93	-
Administration	32,139	33,400	1,261	0.20	0.20	-
EEO/DBE	1,500	2,300	800	-	-	-
Plaza Building	17,900	16,200	(1,700)	-	-	-
Regional Services - Planning	51,000	53,300	2,300	-	-	-
Regional Services	-	-	0	-	-	-
GoTriangle Bus Operations	990,000	1,014,900	24,900	-	-	-
<b>Operating/Personnel Expenses</b>	<b>\$ 1,737,999</b>	<b>\$ 1,781,600</b>	<b>\$ 43,601</b>	<b>2.89</b>	<b>2.89</b>	<b>0.0</b>
<b>Capital / Other Expenditure</b>						
Transit Partners Operating Projects	\$ 3,087,031	\$ 3,195,700	\$ 108,669			
GoTriangle Capital Projects	1,945,214	2,172,493	227,279			
Transit Partners Capital Projects	4,120,995	6,071,177	1,950,182			
Allocation to Orange Fund Balance	2,893,420	990,300	(1,903,120)			
<b>Total Capital/Other Expenses</b>	<b>\$ 12,046,660</b>	<b>\$ 12,429,670</b>	<b>\$ 383,010</b>			
<b>Total Orange Expenses</b>	<b>\$ 13,784,659</b>	<b>\$ 14,211,270</b>	<b>\$ 426,611</b>			

# Wake County Transit Plan

## FY22 Summary of Total Spending and Headcount

	FY21 Budget (Amended)	FY22 Adopted	FY22 +/- FY21 Bud	FTE		
				FY21 Bud	FY22 Adopted	FY22 +/-) FY21 Bud
Board	\$ 14,700	\$ 9,700	\$ (5,000)	-	-	-
Talent Services	37,200	49,200	12,000	-	-	-
Finance/IT	805,630	753,698	(51,932)	3.15	3.15	-
Comm. and Public Relations	748,147	884,179	136,032	2.50	4.50	2.00
Legal	144,771	148,432	3,661	1.00	1.00	-
Real Estate	211,857	174,109	(37,748)	-	-	-
Executive Office	-	-	0	-	-	-
Cap Development	776,949	800,431	23,482	5.55	5.55	-
EEO/DBE	7,100	12,499	5,399	-	-	-
Plaza Building	84,200	87,499	3,299	-	-	-
Bus Supervision	24,642	29,089	4,447	0.40	0.40	-
Regional Call Center	62,397	63,957	1,560	-	-	-
Regional Services - Planning	116,058	140,887	24,829	1.00	1.00	-
Regional Services	-	-	0	-	-	-
GoTriangle Bus Operations	3,672,989	4,812,598	1,139,609	-	-	-
<b>Operating/Personnel Expenses</b>	<b>\$ 6,706,640</b>	<b>\$ 7,966,278</b>	<b>\$ 1,259,638</b>	<b>13.60</b>	<b>15.60</b>	<b>2.00</b>
<b>Capital/Other Expenses</b>						
Transit Partners Operating Projects	\$ 18,309,546	\$ 19,588,990	\$ 1,279,444			
GoTriangle Capital Projects	29,585,557	33,215,074	3,629,517			
Transit Partners Capital Projects	161,483,867	178,827,149	17,343,282			
<b>Total Capital/Other Expenses</b>	<b>\$ 209,378,970</b>	<b>\$ 231,631,213</b>	<b>\$ 22,252,243</b>			
<b>Total Wake Expenses</b>	<b>\$ 216,085,610</b>	<b>\$ 239,597,491</b>	<b>\$ 23,511,881</b>			

# GoDurham

## FY22 Summary of Total Spending and Headcount

	FY21 Budget	FY22 Adopted Budget	FY22 +/- FY21 Bud	FTE (100%)		
				FY21 Bud	FY22 Adop	FY22 +/- FY21 Bud
Administration	\$ 78,499	\$ 171,542	\$ 93,043	0.55	1.05	-
Finance/IT/Administration	136,005	135,341	(664)	1.00	1.00	0.00
Capital Development	84,517	323,844	239,327	0.50	1.30	0.80
Real Estate	19,399	12,269	(7,130)	0.20	0.10	(0.10)
Comm. and Public Relations	115,003	113,703	(1,300)	1.00	1.00	0.00
Bus Supervision	322,436	324,890	2,454	2.00	2.00	0.00
Regional Services	207,086	291,230	84,144	1.80	2.50	0.70
Regional Services -Planning	124,448	160,295	35,847	1.00	1.00	0.00
<b>Operating/Personnel Expenses</b>	<b>\$ 1,087,393</b>	<b>\$ 1,533,114</b>	<b>\$445,721</b>	<b>8.05</b>	<b>9.95</b>	<b>1.40</b>
<b>Other Expenses*</b>	<b>23,000</b>	<b>19,000</b>	<b>(4,000)</b>			
<b>Total GoTriangle Exp (Reimbursed)</b>	<b>\$ 1,110,393</b>	<b>\$ 1,552,114</b>	<b>\$ 441,721</b>			

\*Includes direct charges related to IT, mileage, misc

Headcount totals reflect employees allocated 100% to GoDurham. Total costs include other employees who are allocated at less than 100% (9.95 equivalent positions)



**VIII. SUMMARY OF EXPENDITURES BY LINE  
ITEM/DEPARTMENTS**

**FY22 Budget Summary by Line Item  
(GoTriangle Only)**

	<b>FY2022 Total Adopted Budget</b>	<b>FY2021 Total Amend. Budget</b>	<b>Inc/(Dec)</b>
<b>Operating</b>			<b>Inc/(Dec)</b>
Compensation Related	\$16,250,076	\$15,268,942	\$981,134
FICA/Pension	2,477,465	2,351,682	125,783
Employee Insurance	3,144,119	2,994,174	149,945
Board Compensation	-	11,228	(11,228)
Insurance	1,694,015	1,754,628	(60,613)
IT	1,465,760	1,250,427	215,333
Plaza Parking Lease	42,000	57,000	(15,000)
Utilities	263,000	240,000	23,000
Accounting & Auditing Fees	69,000	69,000	-
Cost Allocation	1,730,330	1,608,579	121,751
Lobbying	66,000	66,000	-
Other Professional Services	1,149,900	1,540,900	(391,000)
Fuels and Lubricants	1,572,995	1,866,495	(293,500)
Tires and Tubes	136,000	136,000	-
Parts and Maintenance	1,023,084	1,309,084	(286,000)
Maintenance Supplies	100,500	100,500	-
Outside Repairs Parts	40,000	40,000	-
Outside Repairs Vehicles	315,000	315,000	-
Outside Repairs - Buildng	479,800	496,800	(17,000)
Advertising	155,300	182,124	(26,824)
Printing	159,630	175,530	(15,900)
Promotions	79,300	69,500	9,800
Surveys	50,000	60,000	(10,000)
Travel	96,500	109,402	(12,902)
Training	57,050	59,550	(2,500)
Conferences	38,000	32,500	5,500
Unemployment Claims	77,000	77,602	(602)
Contracted Services	1,410,013	1,364,385	45,628
Legal Svcs/Consultants	143,000	98,000	45,000
Dues and Subscriptions	79,900	75,375	4,525
Special Events	8,000	25,500	(17,500)
Maint Fee - Park & Ride	88,302	88,302	-
Towing	30,000	30,000	-
Property Management	25,000	124,000	(99,000)
Demolition	20,000	20,000	-
Other	479,096	1,604,604	(1,125,508)
<b>Total Operating</b>	<b>35,015,135</b>	<b>35,672,814</b>	<b>(657,679)</b>
<b>Total Capital</b>	<b>36,242,508</b>	<b>17,766,172</b>	<b>18,476,336</b>
<b>Total Expenditures</b>	<b>71,257,643</b>	<b>53,438,986</b>	<b>17,818,657</b>



## DEPARTMENT SUMMARY

Fiscal Year 2022

	General Fund FY2022 Adopted	GoDurham FY2022 Adopted	Durham FY2022 Adopted	Orange FY2022 Adopted	Wake FY2022 Adopted	Bus Fund FY2022 Adopted	Rideshare Fund FY2022 Adopted	All Funds FY2022 Adopted	All Funds FY2021 Budget	Variance FY22 - FY21
<b>EXPENDITURES</b>										
Board	155,555		4,400	1,800	9,700			171,455	163,605	7,850
Executive Office	652,793							652,793	419,462	233,332
Chief Operations Office	176,795							176,795	333,711	(156,916)
Human Resources	773,903		22,700	9,300	49,200			855,103	896,080	(40,977)
Communications & Public Affairs	953,715	113,703	355,600	87,700	884,179			2,394,897	2,259,222	135,675
Legal	605,993		200,700	44,900	148,432			1,000,025	1,148,729	(148,703)
Real Estate	337,433	12,269	179,200	40,200	174,109			743,212	861,203	(117,991)
Capital Development	368,551	323,844	550,700	154,300	800,431			2,197,826	1,924,468	273,359
Finance/IT	1,923,299	135,341	500,700	323,300	753,698			3,636,337	3,734,298	(97,960)
Administration	470,363	171,542	33,600	33,400				708,905	653,987	54,918
EEO/DBE	206,027		5,700	2,300	12,499			226,526	163,656	62,870
GoDurham		19,000						19,000	23,000	(4,000)
Plaza Building	383,851		39,400	16,200	87,499			526,950	618,900	(91,950)
Bus Supervision		324,890			29,089	2,568,147		2,922,126	2,501,173	420,953
Bus Operations						11,399,400		11,399,400	11,307,067	92,333
Bus Maintenance						5,615,483		5,615,483	5,712,938	(97,455)
Vanpool						252,066		252,066	511,797	(259,730)
Paratransit						2,954,265		2,954,265	3,090,375	(136,110)
Regional Services - Planning		160,295	455,700	53,300	140,887		329,202	1,139,385	964,725	174,659
Regional Services		291,230					202,611	493,841	549,239	(55,399)
Regional Call Center					63,957		1,081,990	1,145,947	1,076,194	69,753
Sustainable Travel Services							786,077	786,077	867,994	(81,916)
<b>Total Expenditures</b>	<b>7,008,278</b>	<b>1,552,114</b>	<b>2,348,400</b>	<b>766,700</b>	<b>3,153,680</b>	<b>22,789,361</b>	<b>2,399,880</b>	<b>40,018,416</b>	<b>39,781,823</b>	<b>236,593</b>



## **IX. PLAZA**

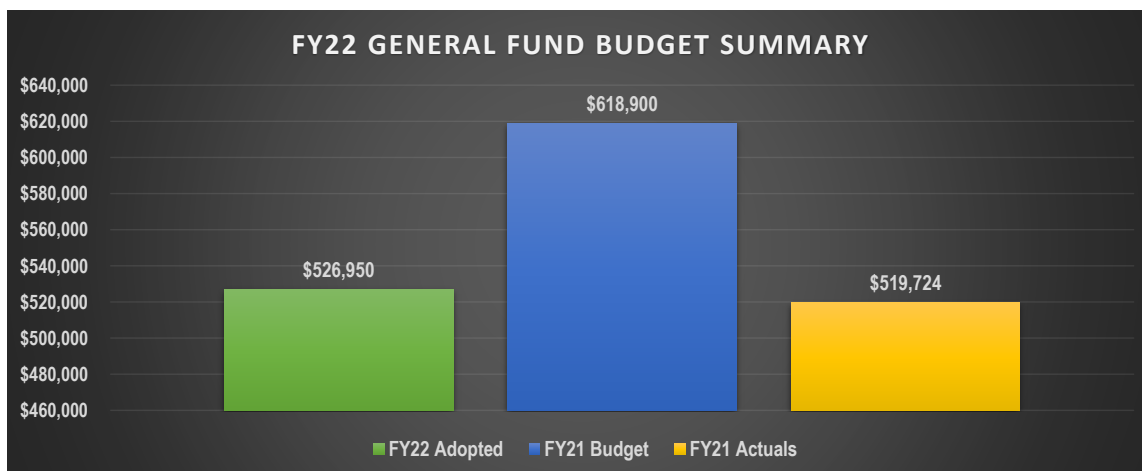
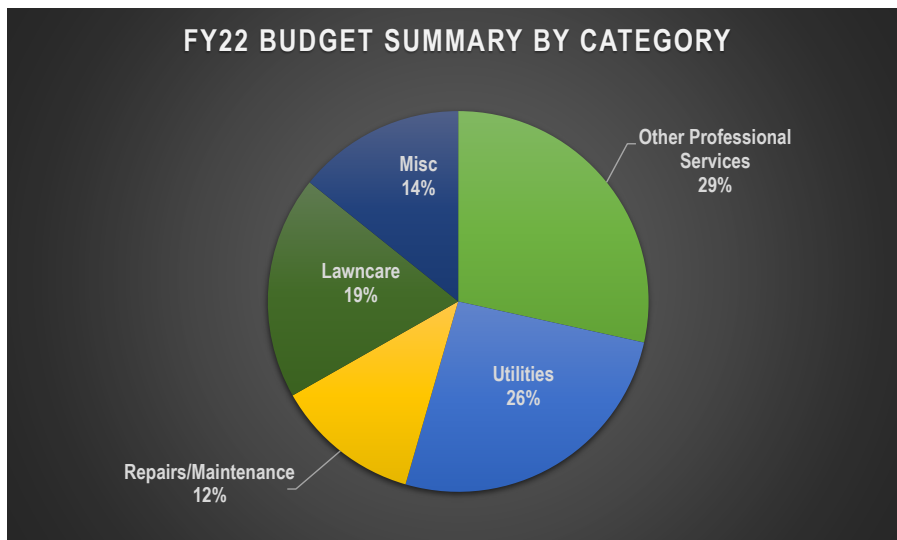
## DEPARTMENT OVERVIEW PLAZA

(Includes Durham, Orange and Wake)

**About the Plaza:**

Fiscal year 2022 marks the 10th year of ownership of the property located at 4600 Emperor Blvd. Due to the impact of COVID-19, we will no longer have a property manager, but instead will seek to maintain the property using the in house janitorial and real estate staff we currently employ. Additionally, renovations are currently in progress on the first and second floors which will allow for better spacing of employees once the office resumes it's normal business operations.

Our estimate for building expenses not including renovations will be approximately \$527K.



FY21 Budget	FY22 Adopted	Variance FY22 to FY21
\$618,900	\$526,950	(\$91,950)

**PLAZA BUILDING**

	<b>All Funds</b>	<b>General Fund</b>	<b>Durham</b>	<b>Orange</b>	<b>Wake</b>	<b>All Funds</b>	<b>Variance</b>
		<b>FY2022</b>	<b>FY2022</b>	<b>FY2022</b>	<b>FY2022</b>	<b>FY2022</b>	
	<b>FY2021 Budget</b>	<b>Adopted Budget</b>	<b>Adopted Budget</b>	<b>Adopted Budget</b>	<b>Adopted Budget</b>	<b>Adopted Budget</b>	<b>FY22 - FY21</b>
<b>TOTAL SALARIES AND WAGES</b>							
<b>TOTAL NON-SALARY AND WAGES</b>	<b>618,900</b>	<b>383,851</b>	<b>39,400</b>	<b>16,200</b>	<b>87,499</b>	<b>526,950</b>	<b>(91,950)</b>
Other Professional Services	80,000	150,000				150,000	70,000
Recycling		500				500	500
Miscellaneous Supplies	20,000	20,000				20,000	-
Telephone/WAN Services	2,500	2,500				2,500	-
Postage		50				50	50
Electrical utilities	110,000	125,000				125,000	15,000
Water and Sewer	12,000	12,000				12,000	-
Outside Repairs - Building	26,000	26,000				26,000	-
Building Repairs	35,800	35,800				35,800	-
Maint Contract-Communication Eqmt		3,100				3,100	3,100
Janitorial Services		10,000				10,000	10,000
Lawn Maintenance	75,000	100,000				100,000	25,000
Waste Removal	5,000	5,000				5,000	-
Rental of Office Space	37,000	37,000				37,000	-
Durham Allocation	43,500		39,400			39,400	(4,100)
Orange Allocation	17,900			16,200		16,200	(1,700)
Wake Allocation	84,200				87,499	87,499	3,299
Transit Plan Allocation		(143,099)				(143,099)	(143,099)
Property Management	70,000						(70,000)
<b>TOTAL EXPENSES</b>	<b>618,900</b>	<b>383,851</b>	<b>39,400</b>	<b>16,200</b>	<b>87,499</b>	<b>526,950</b>	<b>(91,950)</b>


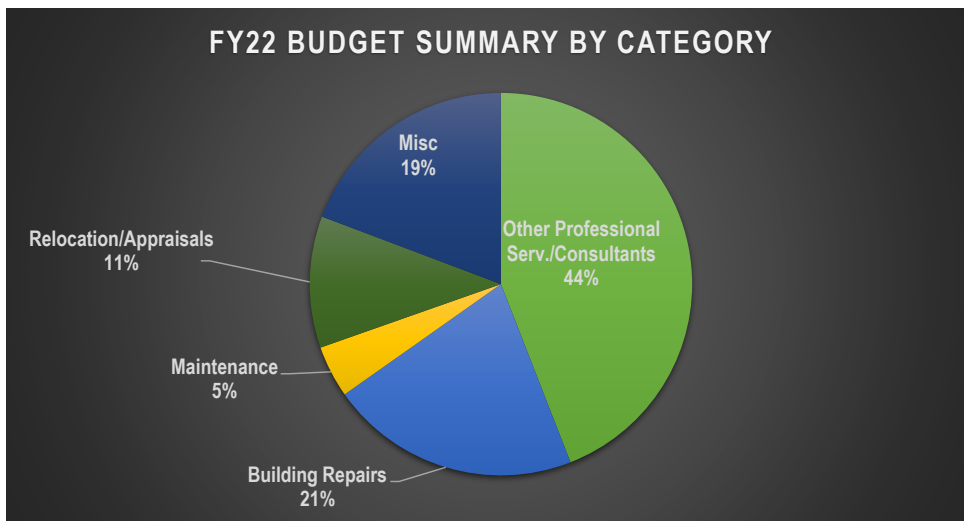


**X. MAJOR TRANSIT INVESTMENT FUND**

## DEPARTMENT OVERVIEW MAJOR TRANSIT INVESTMENT FUND (MTIF)

### About the MTIF:

The Major Transit Investment Fund houses expenses related to properties that GoTriangle owns that are located in Wake County. The expenses cover building repairs, maintenance of various buildings and facilities, relocation and appraisal expenses. These activities are primarily managed by our Real Estate staff.



FY21 Budget	FY22 Adopted	Variance FY22 to FY21
<b>\$1,366,740</b>	<b>\$898,500</b>	<b>(\$468,240)</b>

## Major Transit Investment Fund (MTIF)

	FY2021 Budget	FY2022 Adopted Budget	FY22 - FY21
<b>TOTAL SALARIES AND WAGES</b>			
<b>TOTAL NON-SALARY AND WAGES</b>	<b>1,366,740</b>	<b>898,500</b>	<b>(468,240)</b>
Consultants- Real Estate	140,000	75,000	(65,000)
Other Professional Services	431,000	321,000	(110,000)
Janitorial Supplies	1,200	1,000	(200)
Electrical utilities	7,500	7,000	(500)
Natural gas	6,500	6,000	(500)
Water and Sewer	6,000	5,000	(1,000)
Outside Repairs - Building	60,000	60,000	
Building Repairs	150,000	130,000	(20,000)
Environmental Services	30,000	25,000	(5,000)
Janitorial Services	9,000	8,000	(1,000)
Lawn Maintenance	6,540	6,500	(40)
Rental of Office Space	20,000	5,000	(15,000)
Service Charges		24,000	24,000
Acquisition- Wake County	90,000	40,000	(50,000)
Appraisals	40,000	50,000	10,000
Site Review	95,000	40,000	(55,000)
Relocation Expenses	200,000	50,000	(150,000)
Property Management	54,000	25,000	(29,000)
Demolition	20,000	20,000	
<b>TOTAL EXPENSES</b>	<b>1,366,740</b>	<b>898,500</b>	<b>(468,240)</b>



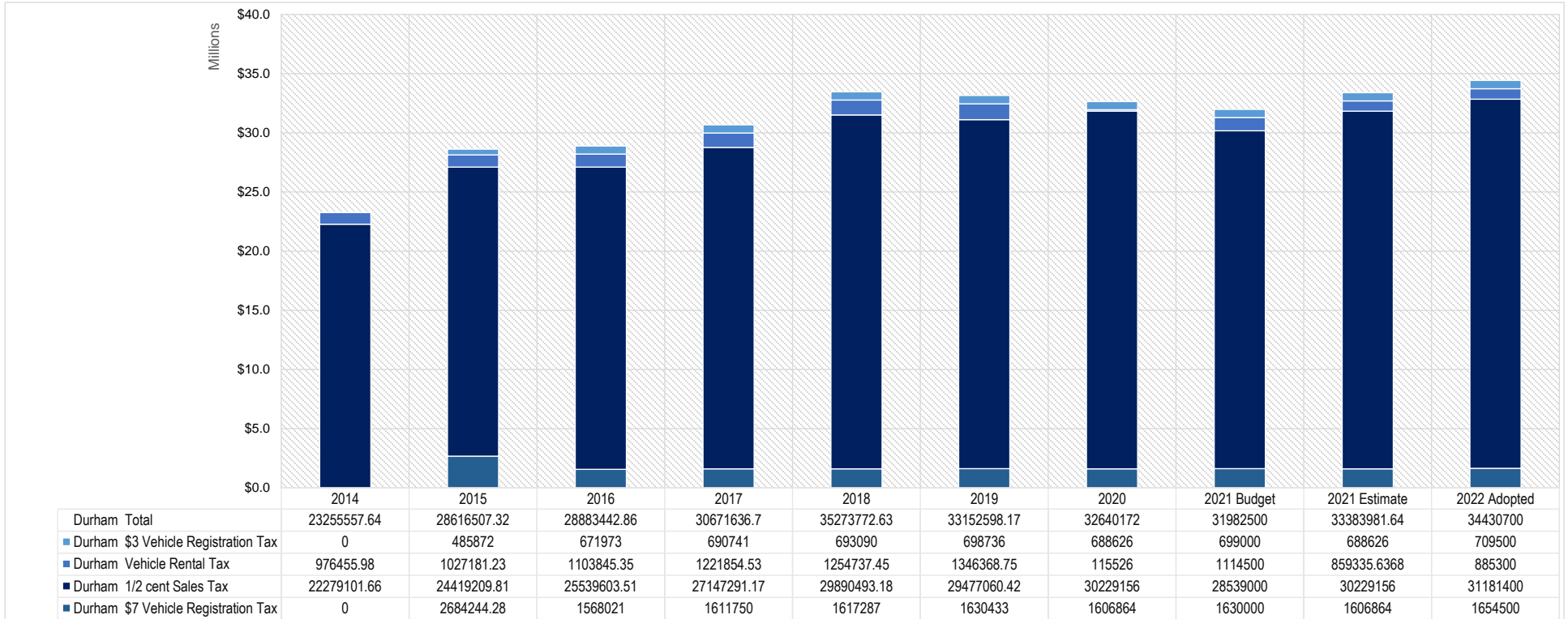
## **XI. DURHAM and ORANGE TRANSIT PLANS**



**FY22 Durham Transit Plan - Summary Report**

	<b>FY2022 Durham Adopted</b>	<b>FY2021 Durham Budget</b>	<b>Delta FY22 to FY21</b>	<b>FY2020 Durham Actuals</b>
<b>REVENUES</b>				
<b>Inter-governmental revenue:</b>				
Misc. Revenue				\$264,976
\$7 Vehicle Registration Taxes	1,654,500	1,630,000	24,500	1,606,864
\$3 Vehicle Registration Taxes	709,500	699,000	10,500	688,626
1/2 Cent Sales Tax	31,181,400	28,539,000	2,642,400	30,229,156
Vehicle Rental Taxes	885,300	1,114,500	(229,200)	1,155,265
Prior Year Carryforward	24,129,008	10,273,855	13,855,153	
Rental Income				5,761
Investment Earnings/Unrealized Gain (Loss)				922,565
<b>Total Revenues</b>	<b>58,559,708</b>	<b>42,256,355</b>	<b>16,303,353</b>	<b>34,873,213</b>
<b>EXPENDITURES</b>				
Board	4,400	7,600	(3,200)	
Talent Services	22,700	19,200	3,500	15,199
Communications & Public Affairs	355,600	341,300	14,300	207,626
Legal	200,700	197,400	3,300	248,994
Real Estate	179,200	176,000	3,200	
Capital Development	550,700	518,200	32,500	212,294
Finance/IT	500,700	485,600	15,100	370,941
Administration	33,600	32,300	1,300	33,841
EEO/DBE	5,700	3,700	2,000	3,680
Plaza Building	39,400	43,500	(4,100)	60,623
Regional Services - Planning	455,700	196,900	258,800	
Regional Services				383,165
<b>Total Expenditures</b>	<b>2,348,400</b>	<b>2,021,700</b>	<b>326,700</b>	<b>1,536,363</b>
<b>OTHER FINANCING SOURCE</b>				
Opt Transf To GoTriangle	(2,348,400)	(2,021,700)	(326,700)	(1,536,362)
Opt Transf to GoTriangle Bus Operations	(1,674,200)	(1,598,400)	(75,800)	(1,496,451)
Opt Transf To Transit Partners	(6,374,500)	(5,864,477)	(510,023)	(3,318,100)
Cpt Transf To GoTriangle	(15,210,239)	(15,860,953)	650,714	(1,661,332)
Cpt Transf To Transit Partners	(18,048,455)	(15,481,152)	(2,567,303)	(1,139,623)
<b>Total other financing source</b>	<b>(43,655,794)</b>	<b>(40,826,682)</b>	<b>(2,829,112)</b>	<b>(9,151,868)</b>
<b>Change in Balance</b>	<b>14,903,915</b>	<b>1,429,673</b>	<b>13,474,241</b>	<b>25,721,345</b>

# Revenue - Durham County



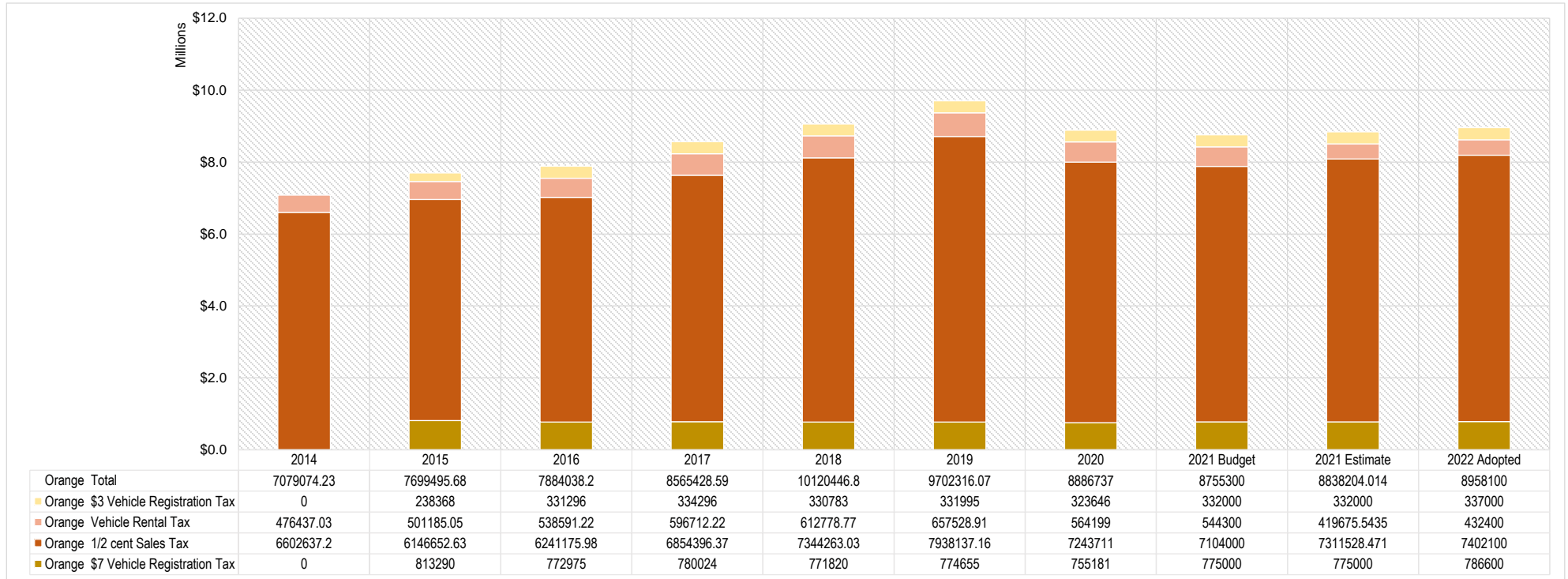
Projections	% Variance FY22 (A) to FY21 (E)	% Variance FY22 (A) to FY21 (B)	% Variance FY21 (E) to FY21 (B)
\$7 Vehicle Registration Tax	3.0%	1.5%	-1.4%
1/2 cent Sales Tax	3.2%	9.3%	5.9%
Vehicle Rental Tax	3.0%	-20.6%	-22.9%
\$3 Vehicle Registration Tax	3.0%	1.5%	-1.5%

Note: Revenue graph does not include prior year carryover

## FY22 Orange Transit Plan - Summary Report

	FY2022 Orange Adopted	FY2021 Orange Budget	Delta FY22 to FY21	FY2020 Orange Actuals
<b>REVENUES</b>				
<b>Inter-governmental revenue:</b>				
Misc. Revenue	-	-	-	\$47,489
\$7 Vehicle Registration Taxes	786,600	775,000	11,600	755,181
\$3 Vehicle Registration Taxes	337,000	332,000	5,000	323,646
1/2 Cent Sales Tax	7,402,100	7,104,000	298,100	7,243,711
Vehicle Rental Taxes	432,400	544,300	(111,900)	564,199
Prior Year Carryforward	5,253,171	5,029,360	225,308	-
Rental Income	-	-	-	1,308
Investment Earnings/Unrealized Gain (Loss)	-	-	-	10,500
<b>Total Revenues</b>	<b>14,211,271</b>	<b>13,784,660</b>	<b>428,108</b>	<b>8,946,034</b>
<b>EXPENDITURES</b>				
Board	1,800	3,100	(1,300)	-
Talent Services	9,300	7,900	1,400	5,635
Communications & Public Affairs	87,700	83,910	3,790	97,230
Legal	44,900	44,580	320	63,728
Real Estate	40,200	39,810	390	-
Capital Development	154,300	153,550	750	88,056
Finance/IT	323,300	312,610	10,690	191,147
Administration	33,400	32,139	1,261	27,247
EEO/DBE	2,300	1,500	800	1,657
Plaza Building	16,200	17,900	(1,700)	23,044
Regional Services - Planning	53,300	51,000	2,300	-
Regional Services	-	-	-	145,456
<b>Total Expenditures</b>	<b>766,700</b>	<b>747,999</b>	<b>18,701</b>	<b>643,200</b>
<b>OTHER FINANCING SOURCE</b>				
Opt Transf To GoTriangle	(766,700)	(748,000)	(18,701)	(643,199)
Opt Transf to GoTriangle Bus Operations	(1,014,900)	(990,000)	(24,900)	(924,713)
Opt Transf To Transit Partners	(3,195,700)	(3,087,031)	(108,669)	(2,296,082)
Cpt Transf To GoTriangle	(2,172,493)	(1,945,214)	(228,776)	(390,880)
Cpt Transf To Transit Partners	(6,071,177)	(4,120,995)	(1,950,182)	(2,622,725)
<b>Total other financing source</b>	<b>(13,220,971)</b>	<b>(10,891,240)</b>	<b>(2,331,227)</b>	<b>(6,877,599)</b>
<b>Change in Balance</b>	<b>990,300</b>	<b>2,893,420</b>	<b>(1,903,119)</b>	<b>2,068,435</b>

## Revenue - Orange County



Projections	% Variance FY22 (A) to FY21 (E)	% Variance FY22 (A) to FY21 (B)	% Variance FY21 (E) to FY21 (B)
\$7 Vehicle Registration Tax	1.5%	1.5%	0.0%
1/2 cent Sales Tax	1.2%	4.2%	2.9%
Vehicle Rental Tax	3.0%	-20.6%	-22.9%
\$3 Vehicle Registration Tax	1.5%	1.5%	0.0%

Note: Revenue graph does not include prior year carryover

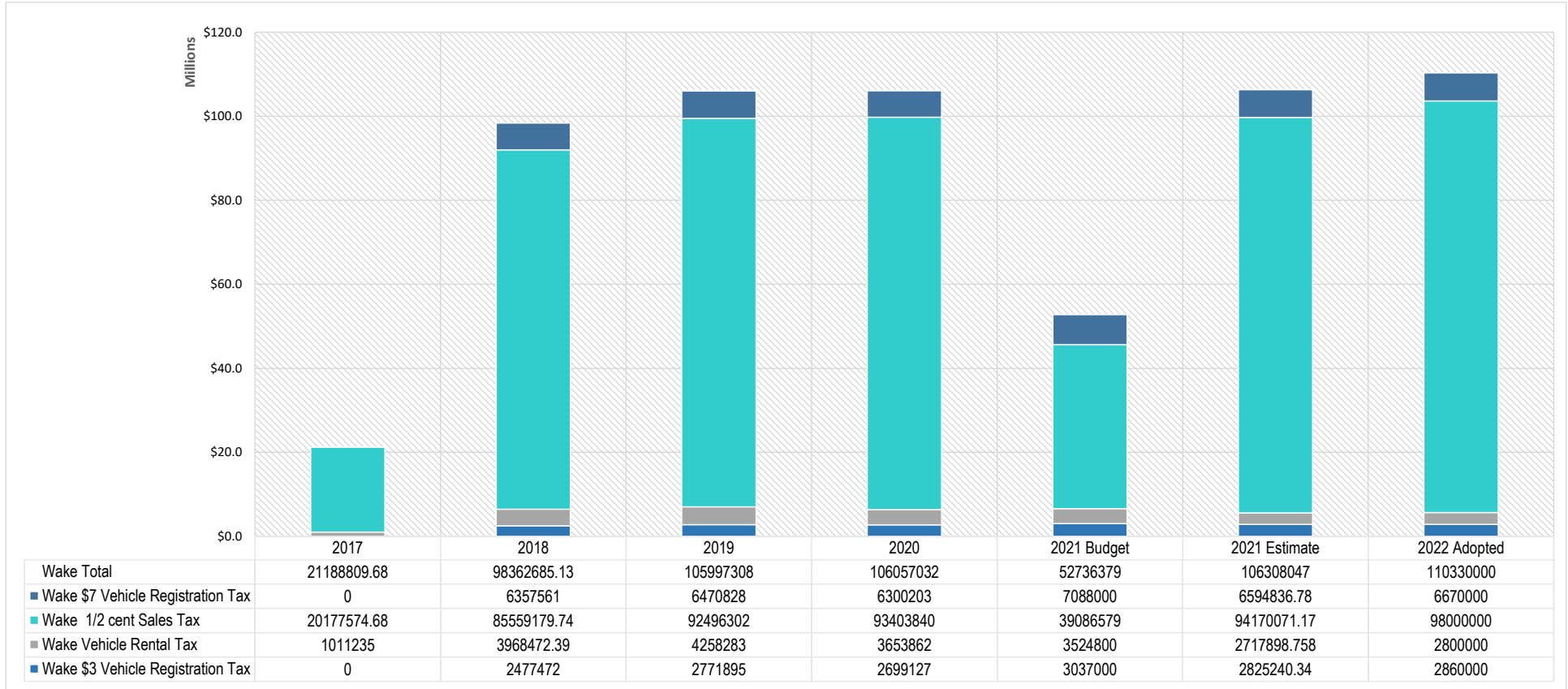


## **XII. WAKE TRANSIT PLAN**

## FY22 Wake Transit Plan - Summary Report

	FY2022 Wake Adopted	FY2021 Wake Budget	Delta FY22 to FY21	FY2020 Wake Actuals
<b>REVENUES</b>				
<b>Inter-governmental revenue:</b>				
Federal Grant Revenues	\$370,000	\$35,297,000	(\$34,927,000)	
Prior Year Carryforward	131,294,130	116,161,694	15,132,436	
Prior Year Reserve	44,739,769	31,585,000	13,154,769	
Misc. Revenue				134,670
\$7 Vehicle Registration Taxes	6,670,000	7,088,000	(418,000)	6,300,203
\$3 Vehicle Registration Taxes	2,860,000	3,037,000	(177,000)	2,699,127
1/2 Cent Sales Tax	98,000,000	39,086,580	58,913,420	93,403,840
Bus Fares		161,480	(161,480)	
Vehicle Rental Taxes	2,800,000	3,524,800	(724,800)	3,653,862
Investment Earnings/Unrealized Gain (Loss)				3,235,797
<b>Total Revenues</b>	<b>286,733,899</b>	<b>235,941,554</b>	<b>50,792,345</b>	<b>109,427,499</b>
<b>EXPENDITURES</b>				
Board	9,700	14,700	(5,000)	34,329
Executive Office				186,289
Talent Services	49,200	37,200	12,000	64,245
Communications & Public Affairs	884,179	748,147	136,032	402,615
Legal	148,432	144,771	3,661	192,650
Real Estate	174,109	211,857	(37,748)	
Capital Development	800,431	776,949	23,482	115,044
Finance/IT	753,698	805,630	(51,932)	223,750
EEO/DBE	12,499	7,100	5,399	12,090
Plaza Building	87,499	84,200	3,299	51,973
Bus Supervision	29,089	24,642	4,447	
Regional Services - Planning	140,887	116,058	24,829	
Regional Services				139,620
Regional Call Center	63,957	62,397	1,560	60,875
<b>Total Expenditures</b>	<b>3,153,680</b>	<b>3,033,651</b>	<b>120,029</b>	<b>1,483,482</b>
<b>OTHER FINANCING SOURCE</b>				
Opt Transf To GoTriangle	(3,153,680)	(3,033,651)	(120,029)	(1,483,482)
Opt Transf to GoTriangle Bus Operations	(4,812,598)	(3,672,989)	(1,139,609)	(2,069,435)
Opt Transf To Transit Partners	(19,588,990)	(18,309,546)	(1,279,444)	(11,058,991)
Cpt Transf To GoTriangle	(33,215,074)	(29,585,557)	(3,629,517)	(4,387,503)
Cpt Transf To Transit Partners	(178,827,149)	(161,483,867)	(17,343,282)	(18,868,587)
<b>Total other financing source</b>	<b>(239,597,491)</b>	<b>(216,085,610)</b>	<b>(23,511,881)</b>	<b>(37,867,998)</b>
<b>Change in Balance</b>	<b>47,136,408</b>	<b>19,855,944</b>	<b>27,280,464</b>	<b>71,559,501</b>

# Wake County Revenues



Projections	% Variance FY22 (A) to FY21 (E)	% Variance FY22 (A) to FY21 (B)	% Variance FY21 (E) to FY21 (B)
\$7 Vehicle Registration Tax	1.1%	-5.9%	-7.0%
1/2 cent Sales Tax	4.0%	150.7%	140.9%
Vehicle Rental Tax	3.0%	-20.6%	-22.9%
\$3 Vehicle Registration Tax	1.1%	-5.8%	-7.0%

Note: Revenue graph does not include prior year carryover